



Heddlu Gogledd Cymru (HGC) Defnyddio Grym Rhwng 01/10/2021 a 31/12/2021

North Wales Police (NWP) Use of Force between 01/10/2021 and 31/12/2021

Mae'r Swyddfa Gartref yn ei gwneud yn ofynnol i Heddluoedd ledled y wlad gyhoeddi manylion y nifer o weithiau y mae swyddogion wedi defnyddio grym yn ystod eu dyletswyddau.

Nod y gofyniad yw cynyddu tryloywder a rhoi mwy o sicrwydd i'r cyhoedd bod grym, pan gaiff ei ddefnyddio, yn gymesur, yn gyfreithlon, yn atebol ac yn angenrheidiol o dan yr amgylchiadau.

Police Forces across the country are required by the Home Office to issue details of the number of times officers have used force in the course of their duties.

The requirement is aimed at increasing transparency and providing greater reassurance to the public that force, when used is proportionate, lawful, accountable and necessary in the circumstances.

Cynnwys/Contents	Rhif tudalen/ Page number
HGC Defnyddio Grym	2
NWP Use of Force	3
Ffactorau Effaith	4
Impact factors and tactics	5
Math o Unigolyn	6
Subject Profile	7



Heddlu Gogledd Cymru (HGC) Defnyddio Grym Rhwng 01/10/2021 a 31/12/2021

Diweddarwyd y Ddogfen Ddiwethaf: 04/01/2022 10:13

Mae'r Swyddfa Gartref yn ei gwneud yn ofynnol i Heddluoedd ledled y wlad gyhoeddi manylion y nifer o weithiau y mae swyddogion wedi defnyddio grym yn ystod eu dyletswyddau.

Nod y gofyniad yw cynyddu tryloywder a rhoi mwy o sicrwydd i'r cyhoedd bod grym, pan gaiff ei ddefnyddio, yn gymesur, yn gyfreithlon, yn atebol ac yn angenrheidiol o dan yr amgylchiadau.

Cyfanswm yr Achosion o Rym a ddefnyddiwyd gan swyddogion HGC yn y cyfnod:

733

Pryd? – Dyddiau'r wythnos ac amseroedd mae swyddogion wedi defnyddio dros y cyfnod.

	00:00 to 00:59	01:00 to 01:59	02:00 to 02:59	03:00 to 03:59	04:00 to 04:59	05:00 to 05:59	06:00 to 06:59	07:00 to 07:59	08:00 to 08:59	09:00 to 09:59	10:00 to 10:59	11:00 to 11:59	12:00 to 12:59	13:00 to 13:59	14:00 to 14:59	15:00 to 15:59	16:00 to 16:59	17:00 to 17:59	18:00 to 18:59	19:00 to 19:59	20:00 to 20:59	21:00 to 21:59	22:00 to 22:59	23:00 to 23:59
Llun	8	6	2	10	0	3	0	1	1	0	2	4	3	4	5	3	5	5	3	7	1	3	4	5
Maw	11	7	4	0	1	0	0	1	1	4	2	8	7	4	0	3	1	5	8	3	1	6	5	8
Mer	5	3	0	3	5	0	8	0	0	3	2	0	1	2	5	1	4	1	8	11	1	3	7	9
Iau	5	4	3	3	0	0	0	0	0	4	1	0	5	7	1	4	2	6	14	1	8	2	8	8
Gwe	10	4	6	9	2	1	1	0	0	0	1	0	4	2	2	2	0	9	0	11	10	24	22	6
Sad	16	7	11	5	0	1	1	0	6	0	5	1	3	2	2	6	9	4	4	4	12	14	5	10
Sul	27	13	12	2	3	2	0	6	2	1	1	4	0	1	0	3	1	2	1	4	4	19	15	13

Ble? - Lleoliadau nodweddiadol lle mae grym wedi'i ddefnyddio yn ystod y cyfnod.

Awdurdod Lleol	Defnydd Grym	% o'r cyfanswm
WRECSAM	162	22.10%
SIR DDINBYCH	161	21.96%
SIR Y FFLINT	153	20.87%
CONWY	127	17.33%
GWYNEDD	85	11.60%
YNYS MÔN	45	6.14%
Total	733	

10 Ward Uchaf	Defnydd Grym
Gorllewin y Rhyl	76
Grosvenor	27
Brynyffynnon	22
Rhyl South	22
Gogarth	19
Shotton West	17
Rhyl South West	16
Bodelwyddan	13
Tywyn	13
Flint Castle	12
Glyn	12

Lleoliadau nodweddiadol	Defnydd Grym
Stryd/Priffordd	259
Yn nalfa, gorsaf, neu gerbyd HGCE	254
Annedd	139
Lleoliad Anhysbys	4

10 Ward Uchaf	Defnydd Grym
Rhiw	12
Sealand	12



North Wales Police (NWP) Use of Force between 01/10/2021 and 31/12/2021

Document Last Updated: 04/01/2022 10:13

Police Forces across the country are required by the Home Office to issue details of the number of times officers have used force in the course of their duties.

The requirement is aimed at increasing transparency and providing greater reassurance to the public that force, when used is proportionate, lawful, accountable and necessary in the circumstances.

Total Instances of Force being used by NWP officers in the period:

733

When? - Likely weekdays and times officers have used force for the period.

	00:00 to 00:59	01:00 to 01:59	02:00 to 02:59	03:00 to 03:59	04:00 to 04:59	05:00 to 05:59	06:00 to 06:59	07:00 to 07:59	08:00 to 08:59	09:00 to 09:59	10:00 to 10:59	11:00 to 11:59	12:00 to 12:59	13:00 to 13:59	14:00 to 14:59	15:00 to 15:59	16:00 to 16:59	17:00 to 17:59	18:00 to 18:59	19:00 to 19:59	20:00 to 20:59	21:00 to 21:59	22:00 to 22:59	23:00 to 23:59
Mon	8	6	2	10	0	3	0	1	1	0	2	4	3	4	5	3	5	5	3	7	1	3	4	5
Tue	11	7	4	0	1	0	0	1	1	4	2	8	7	4	0	3	1	5	8	3	1	6	5	8
Wed	5	3	0	3	5	0	8	0	0	3	2	0	1	2	5	1	4	1	8	11	1	3	7	9
Thu	5	4	3	3	0	0	0	0	0	4	1	0	5	7	1	4	2	6	14	1	8	2	8	8
Fri	10	4	6	9	2	1	1	0	0	0	1	0	4	2	2	2	0	9	0	11	10	24	22	6
Sat	16	7	11	5	0	1	1	0	6	0	5	1	3	2	2	6	9	4	4	4	12	14	5	10
Sun	27	13	12	2	3	2	0	6	2	1	1	4	0	1	0	3	1	2	1	4	4	19	15	13

Where? - Typical locations where force has been used during the period.

Local Authority	Use of force	% of total
WREXHAM	162	22.10%
DENBIGHSHIRE	161	21.96%
FLINTSHIRE	153	20.87%
CONWY	127	17.33%
GWYNEDD	85	11.60%
ANGLESEY	45	6.14%
Total	733	

Top 10 Wards	Use of force
Rhyl West	76
Grosvenor	27
Brynyffynnon	22
Rhyl South	22
Gogarth	19
Shotton West	17
Rhyl South West	16
Bodelwyddan	13
Towyn	13
Flint Castle	12
Glyn	12

Typical specified locations	Use of Force
Street/Highway	259
In a NWP custody suite, station or vehicle	254
Dwelling	139
Unknown Location	4

Top 10 Wards	Use of force
Rhiw	12
Sealand	12

Ffactorau Effaith

Ffactorau Effaith	Cyfanswm	% o bob defnydd o rym
Alcohol yn gysylltiedig	387	52.8%
Cyffuriau	198	27.0%
Ymddygiad treisgar neu iaith ddifriol	193	26.3%

Tacteg a ddefnyddir

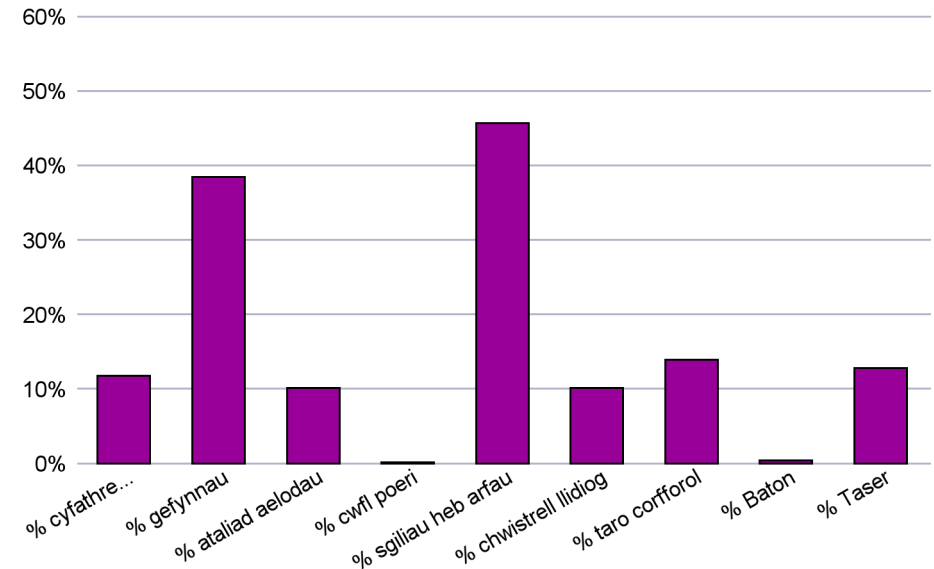
Tacteg a ddefnyddir	Cyfanswm	% o bob defnydd o rym
Cyfathrebu tactegol (gorchmynion llafar)	86	11.7%
Atal	582	79.4%
- Gefynnau	282	38.5%
- Atal braich neu goes	74	10.1%
- Cwfl Poeri	1	0.1%
Sgiliau heb arfau	335	45.7%
Chwistrell llidiog	74	10.1%
Taro Corfforol	102	13.9%
Baton	3	0.4%
Taser	94	12.8%

Sut y defnyddiwyd y chwistrell llidiog

Sut y defnyddiwyd y chwistrell	Cyfanswm
Lleolwyd	64
Cyflwynwyd yn unig	2
Amhenodol	8
Cyfanswm	74

Gall un digwyddiad fod â ffactorau effaith lluosog, ymddygiadau a thactegau a ddefnyddir gan swyddogion.

Tacteg a ddefnyddir



Sut y defnyddiwyd y Taser?

Dull defnyddio'r Taser	Cyfanswm
Wedi'l anelu	10
Yn crymu	1
Wedi'l dynnu	19
Wedi'l saethu	9
Dot Coch	53
Amhenodol	2
Cyfanswm	94

Impact Factors

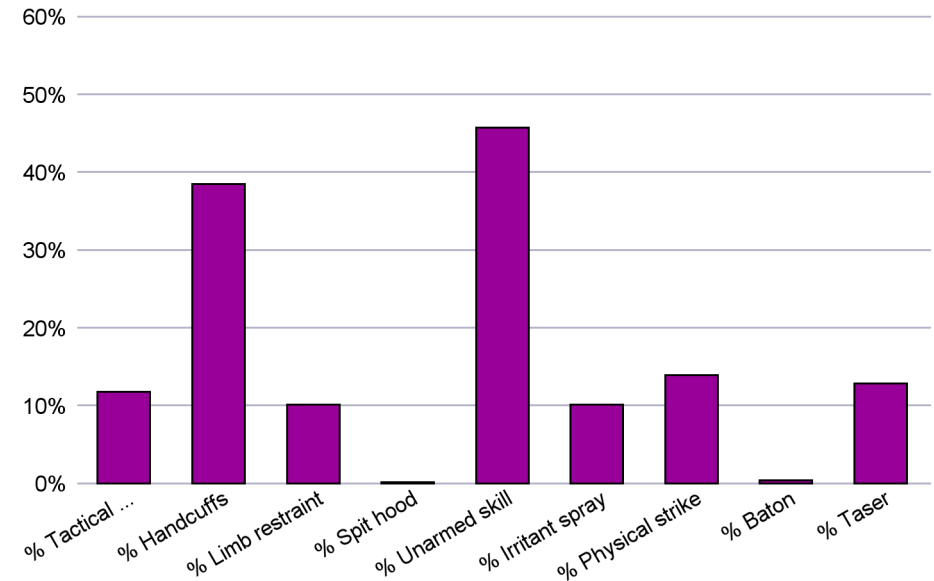
Impact factor	Total	% of all use of force
Alcohol related	387	52.8%
Drugs	198	27.0%
Violent behaviour or abusive language	193	26.3%

Tactic used

Tactic used by officer	Total	% of all use of force
Tactical communications (verbal commands)	86	11.7%
Restraint	582	79.4%
- Handcuffs	282	38.5%
- Limb restraint	74	10.1%
- Spit hood	1	0.1%
Unarmed skills	335	45.7%
Irritant spray	74	10.1%
Physical Strike	102	13.9%
Baton	3	0.4%
Taser	94	12.8%

A single occurrence can have multiple impact factors, behaviours, and tactics used by officers.

Common tactics used during use of force occurrences



How was irritant spray used?

How was spray used	Total
Deployed	64
Presentation only	2
Unspecified	8
Total	74

How was Taser used?

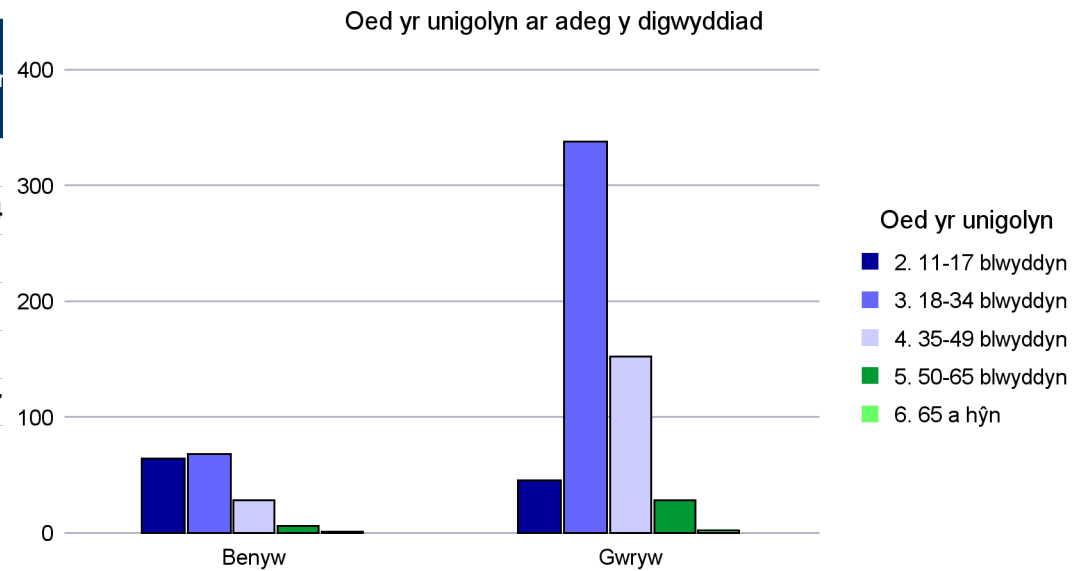
Taser method	Total
Aimed	10
Arcing	1
Drawn	19
Fired	9
Red dot	53
Unspecified	2
Total	94

Math o Unigolyn

Ymddygiad yr unigolyn	Cyfanswm
Gwrthwynebiad gweithredol	251
Gwrthwynebiad treisgar	255
Cydweithredol	63
Gwrthwynebiad llafar/ystumiau â llaw	58
Gwrthwynebu'n dawel	76
Gwrthwynebiad difrifol/treisgar	30
Total	733

Cyflwr yr unigolyn	Cyfanswm
Cyflwr meddygol neu feddylio yr unigolyn	168
Anaf l'r unigolyn	48
Unigolyn angen triniaeth	8

Oed yr unigolyn ar adeg y digwyddiad	Anhysbys	Benyw	Gwryw	Cyfanswm
2. 11-17 blwyddyn	0	64	45	109
3. 18-34 blwyddyn	1	68	338	407
4. 35-49 blwyddyn	0	28	152	180
5. 50-65 blwyddyn	0	6	28	34
6. 65 a hŷn	0	1	2	3
Cyfanswm	1	167	565	733



Subject Type

Subject behaviour	Use of force
Active resistance	251
Aggressive resistance	255
Compliant	63
Hist - Verbal resistance/gestures	58
Passive resistance	76
Serious/aggravated resistance	30
Total	733

Subject condition	Total
Subject medical or mental condition	168
Subject injured	48
Subject required treatment	8

Subject age at time of occurrence	Female	Male	Unspecified	Total
2. 11-17 years	64	45	0	109
3. 18-34 years	68	338	1	407
4. 35-49 years	28	152	0	180
5. 50-65 years	6	28	0	34
6. 65 and over	1	2	0	3
Total	167	565	1	733

Age and gender profile of use of force subjects in the period

