



Heddlu Gogledd Cymru (HGC) Defnyddio Grym Rhwng 01/01/2021 a 31/03/2021

North Wales Police (NWP) Use of Force between 01/01/2021 and 31/03/2021

Mae'r Swyddfa Gartref yn ei gwneud yn ofynnol i Heddluoedd ledled y wlad gyhoeddi manylion y nifer o weithiau y mae swyddogion wedi defnyddio grym yn ystod eu dyletswyddau.

Nod y gofyniad yw cynyddu tryloywder a rhoi mwy o sicrwydd i'r cyhoedd bod grym, pan gaiff ei ddefnyddio, yn gymesur, yn gyfreithlon, yn atebol ac yn angenrheidiol o dan yr amgylchiadau.

Police Forces across the country are required by the Home Office to issue details of the number of times officers have used force in the course of their duties.

The requirement is aimed at increasing transparency and providing greater reassurance to the public that force, when used is proportionate, lawful, accountable and necessary in the circumstances.

| Cynnwys/Contents | Rhif tudalen/ Page number |
|----------------------------|------------------------------|
| HGC Defnyddio Grym | 2 |
| NWP Use of Force | 3 |
| Ffactorau Effaith | 4 |
| Impact factors and tactics | 5 |
| Math o Unigolyn | 6 |
| Subject Profile | 7 |



Heddlu Gogledd Cymru (HGC) Defnyddio Grym Rhwng 01/01/2021 a 31/03/2021

Diweddarwyd y Ddogfen Ddiwethaf: 20/12/2021 11:43

Mae'r Swyddfa Gartref yn ei gwneud yn ofynnol i Heddluoedd ledled y wlad gyhoeddi manylion y nifer o weithiau y mae swyddogion wedi defnyddio grym yn ystod eu dyletswyddau.

Nod y gofyniad yw cynyddu tryloywder a rhoi mwy o sicrwydd i'r cyhoedd bod grym, pan gaiff ei ddefnyddio, yn gymesur, yn gyfreithlon, yn atebol ac yn angenrheidiol o dan yr amgylchiadau.

Cyfanswm yr Achosion o Rym a ddefnyddiwyd gan swyddogion HGC yn y cyfnod:

488

Pryd? – Dyddiau'r wythnos ac amseroedd mae swyddogion wedi defnyddio dros y cyfnod.

| | 00:00 to 00:59 | 01:00 to 01:59 | 02:00 to 02:59 | 03:00 to 03:59 | 04:00 to 04:59 | 05:00 to 05:59 | 06:00 to 06:59 | 07:00 to 07:59 | 08:00 to 08:59 | 09:00 to 09:59 | 10:00 to 10:59 | 11:00 to 11:59 | 12:00 to 12:59 | 13:00 to 13:59 | 14:00 to 14:59 | 15:00 to 15:59 | 16:00 to 16:59 | 17:00 to 17:59 | 18:00 to 18:59 | 19:00 to 19:59 | 20:00 to 20:59 | 21:00 to 21:59 | 22:00 to 22:59 | 23:00 to 23:59 |
|------|----------------|----------------|----------------|----------------|----------------|----------------|----------------|----------------|----------------|----------------|----------------|----------------|----------------|----------------|----------------|----------------|----------------|----------------|----------------|----------------|----------------|----------------|----------------|----------------|
| Llun | 2 | 1 | 1 | 2 | 1 | 0 | 0 | 0 | 1 | 4 | 1 | 0 | 3 | 2 | 0 | 2 | 2 | 5 | 3 | 4 | 3 | 0 | 2 | 0 |
| Maw | 8 | 2 | 1 | 1 | 0 | 0 | 0 | 1 | 3 | 2 | 6 | 1 | 1 | 8 | 10 | 3 | 1 | 4 | 4 | 6 | 1 | 1 | 0 | 4 |
| Mer | 4 | 0 | 9 | 3 | 1 | 0 | 2 | 1 | 0 | 2 | 5 | 1 | 1 | 1 | 5 | 5 | 6 | 7 | 3 | 6 | 4 | 2 | 0 | 0 |
| Iau | 13 | 2 | 2 | 1 | 0 | 0 | 1 | 0 | 0 | 2 | 2 | 4 | 3 | 6 | 0 | 4 | 1 | 0 | 0 | 3 | 0 | 2 | 12 | 7 |
| Gwe | 12 | 8 | 1 | 0 | 2 | 5 | 2 | 3 | 0 | 1 | 1 | 5 | 4 | 1 | 5 | 2 | 3 | 4 | 7 | 2 | 5 | 2 | 10 | 5 |
| Sad | 25 | 12 | 4 | 1 | 0 | 0 | 0 | 0 | 8 | 3 | 1 | 0 | 1 | 3 | 1 | 6 | 0 | 2 | 3 | 4 | 10 | 3 | 9 | 6 |
| Sul | 4 | 5 | 1 | 3 | 2 | 0 | 1 | 0 | 5 | 0 | 0 | 0 | 1 | 3 | 0 | 1 | 6 | 6 | 4 | 2 | 3 | 5 | 1 | 3 |

Ble? - Lleoliadau nodweddiadol lle mae grym wedi'i ddefnyddio yn ystod y cyfnod.

| Awdurdod Lleol | Defnydd Grym | % o'r cyfanswm |
|----------------|--------------|----------------|
| SIR Y FFLINT | 103 | 21.11% |
| CONWY | 102 | 20.90% |
| WRECSAM | 100 | 20.49% |
| SIR DDINBYCH | 95 | 19.47% |
| GWYNEDD | 60 | 12.30% |
| YNYS MÔN | 28 | 5.74% |
| Total | 488 | |

| 10 Ward Uchaf | Defnydd Grym |
|------------------|--------------|
| Prestatyn North | 21 |
| Rhyl South West | 21 |
| Brynyffynnon | 18 |
| Glyn | 15 |
| Mold West | 15 |
| Gorllewin y Rhyl | 14 |
| Hermitage | 13 |
| Mostyn | 13 |
| Pentir | 11 |
| Kinmel Bay | 10 |
| Rhiw | 10 |

| Lleoliadau nodweddiadol | Defnydd Grym |
|-----------------------------------|--------------|
| Stryd/Priffordd | 157 |
| Yn nalfa, gorsaf, neu gerbyd HGCE | 146 |
| Annedd | 139 |
| Lleoliad Anhysbys | 2 |

| 10 Ward Uchaf | Defnydd Grym |
|---------------|--------------|
| Rhyl East | 10 |



North Wales Police (NWP) Use of Force between 01/01/2021 and 31/03/2021

Document Last Updated: 20/12/2021 11:43

Police Forces across the country are required by the Home Office to issue details of the number of times officers have used force in the course of their duties.

The requirement is aimed at increasing transparency and providing greater reassurance to the public that force, when used is proportionate, lawful, accountable and necessary in the circumstances.

Total Instances of Force being used by NWP officers in the period: **488**

When? - Likely weekdays and times officers have used force for the period.

| | 00:00 to 00:59 | 01:00 to 01:59 | 02:00 to 02:59 | 03:00 to 03:59 | 04:00 to 04:59 | 05:00 to 05:59 | 06:00 to 06:59 | 07:00 to 07:59 | 08:00 to 08:59 | 09:00 to 09:59 | 10:00 to 10:59 | 11:00 to 11:59 | 12:00 to 12:59 | 13:00 to 13:59 | 14:00 to 14:59 | 15:00 to 15:59 | 16:00 to 16:59 | 17:00 to 17:59 | 18:00 to 18:59 | 19:00 to 19:59 | 20:00 to 20:59 | 21:00 to 21:59 | 22:00 to 22:59 | 23:00 to 23:59 |
|-----|----------------|----------------|----------------|----------------|----------------|----------------|----------------|----------------|----------------|----------------|----------------|----------------|----------------|----------------|----------------|----------------|----------------|----------------|----------------|----------------|----------------|----------------|----------------|----------------|
| Mon | 2 | 1 | 1 | 2 | 1 | 0 | 0 | 0 | 1 | 4 | 1 | 0 | 3 | 2 | 0 | 2 | 2 | 5 | 3 | 4 | 3 | 0 | 2 | 0 |
| Tue | 8 | 2 | 1 | 1 | 0 | 0 | 0 | 1 | 3 | 2 | 6 | 1 | 1 | 8 | 10 | 3 | 1 | 4 | 4 | 6 | 1 | 1 | 0 | 4 |
| Wed | 4 | 0 | 9 | 3 | 1 | 0 | 2 | 1 | 0 | 2 | 5 | 1 | 1 | 1 | 5 | 5 | 6 | 7 | 3 | 6 | 4 | 2 | 0 | 0 |
| Thu | 13 | 2 | 2 | 1 | 0 | 0 | 1 | 0 | 0 | 2 | 2 | 4 | 3 | 6 | 0 | 4 | 1 | 0 | 0 | 3 | 0 | 2 | 12 | 7 |
| Fri | 12 | 8 | 1 | 0 | 2 | 5 | 2 | 3 | 0 | 1 | 1 | 5 | 4 | 1 | 5 | 2 | 3 | 4 | 7 | 2 | 5 | 2 | 10 | 5 |
| Sat | 25 | 12 | 4 | 1 | 0 | 0 | 0 | 0 | 8 | 3 | 1 | 0 | 1 | 3 | 1 | 6 | 0 | 2 | 3 | 4 | 10 | 3 | 9 | 6 |
| Sun | 4 | 5 | 1 | 3 | 2 | 0 | 1 | 0 | 5 | 0 | 0 | 0 | 1 | 3 | 0 | 1 | 6 | 6 | 4 | 2 | 3 | 5 | 1 | 3 |

Where? - Typical locations where force has been used during the period.

| Local Authority | Use of force | % of total |
|-----------------|--------------|------------|
| FLINTSHIRE | 103 | 21.11% |
| CONWY | 102 | 20.90% |
| WREXHAM | 100 | 20.49% |
| DENBIGHSHIRE | 95 | 19.47% |
| GWYNEDD | 60 | 12.30% |
| ANGLESEY | 28 | 5.74% |
| Total | 488 | |

| Top 10 Wards | Use of force |
|-----------------|--------------|
| Prestatyn North | 21 |
| Rhyl South West | 21 |
| Brynyffynnon | 18 |
| Glyn | 15 |
| Mold West | 15 |
| Rhyl West | 14 |
| Hermitage | 13 |
| Mostyn | 13 |
| Pentir | 11 |
| Kinmel Bay | 10 |
| Rhiw | 10 |

| Typical specified locations | Use of Force |
|--|--------------|
| Street/Highway | 157 |
| In a NWP custody suite, station or vehicle | 146 |
| Dwelling | 139 |
| Unknown Location | 2 |

| Top 10 Wards | Use of force |
|--------------|--------------|
| Rhyl East | 10 |

Ffactorau Effaith

| Ffactorau Effaith | Cyfanswm | % o bob defnydd o rym |
|---------------------------------------|----------|-----------------------|
| Alcohol yn gysylltiedig | 211 | 43.2% |
| Cyffuriau | 115 | 23.6% |
| Ymddygiad treisgar neu iaith ddifriol | 134 | 27.5% |

Tacteg a ddefnyddir

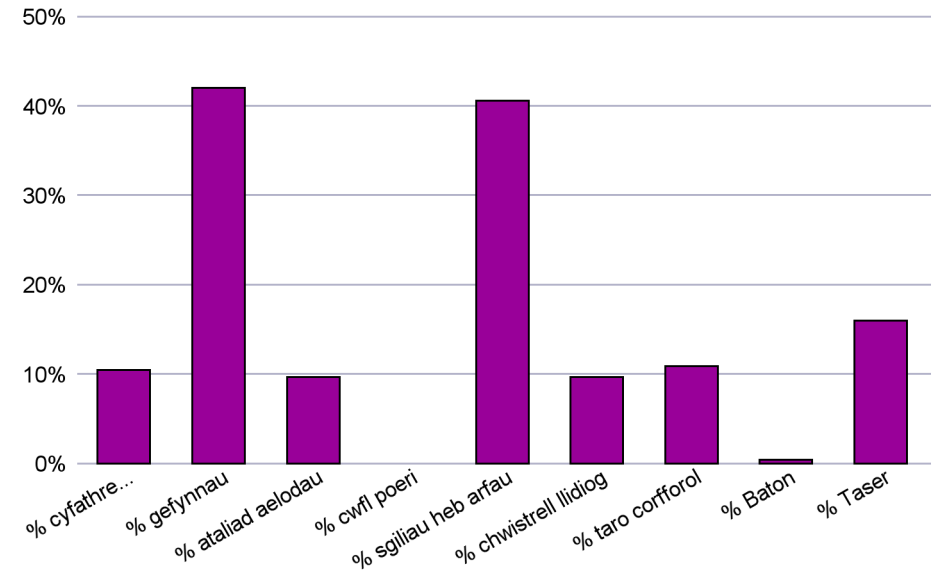
| Tacteg a ddefnyddir | Cyfanswm | % o bob defnydd o rym |
|---|----------|-----------------------|
| Cyathrebu tactegol (gorchmynion llafar) | 51 | 10.5% |
| Atal | 385 | 78.9% |
| - Gefynnau | 205 | 42.0% |
| - Atal braich neu goes | 47 | 9.6% |
| - Cwfl Poeri | | - |
| Sgiliau heb arfau | 198 | 40.6% |
| Chwistrell llidiog | 47 | 9.6% |
| Taro Corfforol | 53 | 10.9% |
| Baton | 2 | 0.4% |
| Taser | 78 | 16.0% |

Sut y defnyddiwyd y chwistrell llidiog

| Sut y defnyddiwyd y chwistrell | Cyfanswm |
|--------------------------------|-----------|
| Lleolwyd | 41 |
| Cyflwynwyd yn unig | 1 |
| Amhenodol | 5 |
| Cyfanswm | 47 |

Gall un digwyddiad fod â ffactorau effaith lluosog, ymddygiadau a thactegau a ddefnyddir gan swyddogion.

Tacteg a ddefnyddir



Sut y defnyddiwyd y Taser?

| Dull defnyddio'r Taser | Cyfanswm |
|------------------------|-----------|
| Wedi'l anelu | 7 |
| Yn crymu | 2 |
| Wedi'l dynnu | 21 |
| Wedi'l saethu | 4 |
| Dot Coch | 42 |
| Amhenodol | 2 |
| Cyfanswm | 78 |

Impact Factors

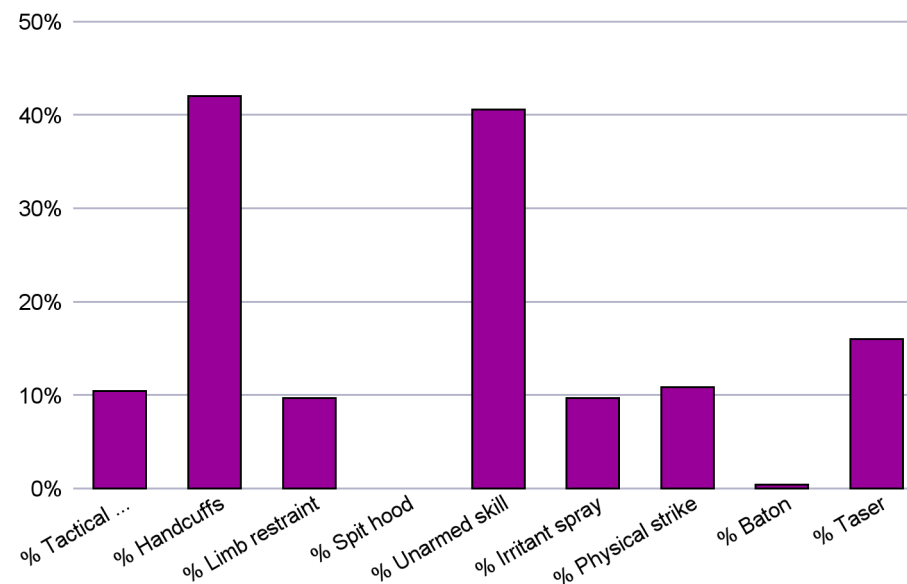
| Impact factor | Total | % of all use of force |
|---------------------------------------|-------|-----------------------|
| Alcohol related | 211 | 43.2% |
| Drugs | 115 | 23.6% |
| Violent behaviour or abusive language | 134 | 27.5% |

Tactic used

| Tactic used by officer | Total | % of all use of force |
|---|-------|-----------------------|
| Tactical communications (verbal commands) | 51 | 10.5% |
| Restraint | 385 | 78.9% |
| - Handcuffs | 205 | 42.0% |
| - Limb restraint | 47 | 9.6% |
| - Spit hood | | - |
| Unarmed skills | 198 | 40.6% |
| Irritant spray | 47 | 9.6% |
| Physical Strike | 53 | 10.9% |
| Baton | 2 | 0.4% |
| Taser | 78 | 16.0% |

A single occurrence can have multiple impact factors, behaviours, and tactics used by officers.

Common tactics used during use of force occurrences



How was irritant spray used?

| How was spray used | Total |
|--------------------|-----------|
| Deployed | 41 |
| Presentation only | 1 |
| Unspecified | 5 |
| Total | 47 |

How was Taser used?

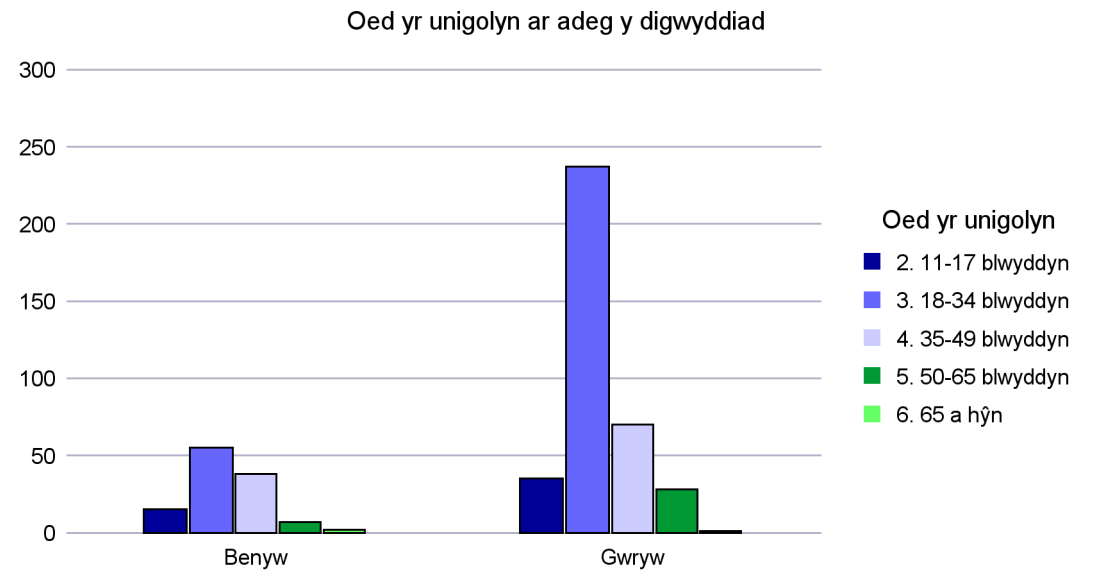
| Taser method | Total |
|--------------|-----------|
| Aimed | 7 |
| Arcing | 2 |
| Drawn | 21 |
| Fired | 4 |
| Red dot | 42 |
| Unspecified | 2 |
| Total | 78 |

Math o Unigolyn

| Ymddygiad yr unigolyn | Cyfanswm |
|--------------------------------------|------------|
| Gwrthwynebiad gweithredol | 176 |
| Gwrthwynebiad treisgar | 166 |
| Cydweithredol | 49 |
| Gwrthwynebiad llafar/ystumiau â llaw | 28 |
| Gwrthwynebu'n dawel | 39 |
| Gwrthwynebiad difrifol/treisgar | 30 |
| Total | 488 |

| Cyflwr yr unigolyn | Cyfanswm |
|--|----------|
| Cyflwr meddygol neu feddylio yr unigolyn | 128 |
| Anaf l'r unigolyn | 37 |
| Unigolyn angen triniaeth | 5 |

| Oed yr unigolyn ar adeg y digwyddiad | Benyw | Gwryw | Cyfanswm |
|--------------------------------------|------------|------------|------------|
| 2. 11-17 blwyddyn | 15 | 35 | 50 |
| 3. 18-34 blwyddyn | 55 | 237 | 292 |
| 4. 35-49 blwyddyn | 38 | 70 | 108 |
| 5. 50-65 blwyddyn | 7 | 28 | 35 |
| 6. 65 a hŷn | 2 | 1 | 3 |
| Cyfanswm | 117 | 371 | 488 |



North Wales Police (NWP) Use of Force between 01/01/2021 and 31/03/2021

Document Last Updated: 20/12/2021 11:43

Subject Type

| Subject behaviour | Use of force |
|-----------------------------------|--------------|
| Active resistance | 176 |
| Aggressive resistance | 166 |
| Compliant | 49 |
| Hist - Verbal resistance/gestures | 28 |
| Passive resistance | 39 |
| Serious/aggravated resistance | 30 |
| Total | 488 |

| Subject condition | Total |
|-------------------------------------|-------|
| Subject medical or mental condition | 128 |
| Subject injured | 37 |
| Subject required treatment | 5 |

| Subject age at time of occurrence | Female | Male | Total |
|-----------------------------------|------------|------------|------------|
| 2. 11-17 years | 15 | 35 | 50 |
| 3. 18-34 years | 55 | 237 | 292 |
| 4. 35-49 years | 38 | 70 | 108 |
| 5. 50-65 years | 7 | 28 | 35 |
| 6. 65 and over | 2 | 1 | 3 |
| Total | 117 | 371 | 488 |

Age and gender profile of use of force subjects in the period

