



Heddlu Gogledd Cymru (HGC) Defnyddio Grym Rhwng 01/09/2020 a 31/12/2020

North Wales Police (NWP) Use of Force between 01/09/2020 and 31/12/2020

Mae'r Swyddfa Gartref yn ei gwneud yn ofynnol i Heddluoedd ledled y wlad gyhoeddi manylion y nifer o weithiau y mae swyddogion wedi defnyddio grym yn ystod eu dyletswyddau.

Nod y gofyniad yw cynyddu tryloywder a rhoi mwy o sicrwydd i'r cyhoedd bod grym, pan gaiff ei ddefnyddio, yn gymesur, yn gyfreithlon, yn atebol ac yn angenrheidiol o dan yr amgylchiadau.

Police Forces across the country are required by the Home Office to issue details of the number of times officers have used force in the course of their duties.

The requirement is aimed at increasing transparency and providing greater reassurance to the public that force, when used is proportionate, lawful, accountable and necessary in the circumstances.

Cynnwys/Contents	Rhif tudalen/ Page number
HGC Defnyddio Grym	2
NWP Use of Force	3
Ffactorau Effaith	4
Impact factors and tactics	5
Math o Unigolyn	6
Subject Profile	7



Heddlu Gogledd Cymru (HGC) Defnyddio Grym Rhwng 01/09/2020 a 31/12/2020

Diweddarwyd y Ddogfen Ddiwethaf: 20/12/2021 11:41

Mae'r Swyddfa Gartref yn ei gwneud yn ofynnol i Heddluoedd ledled y wlad gyhoeddi manylion y nifer o weithiau y mae swyddogion wedi defnyddio grym yn ystod eu dyletswyddau.

Nod y gofyniad yw cynyddu tryloywder a rhoi mwy o sicrwydd i'r cyhoedd bod grym, pan gaiff ei ddefnyddio, yn gymesur, yn gyfreithlon, yn atebol ac yn angenrheidiol o dan yr amgylchiadau.

Cyfanswm yr Achosion o Rym a ddefnyddiwyd gan swyddogion HGC yn y cyfnod:

671

Pryd? – Dyddiau'r wythnos ac amseroedd mae swyddogion wedi defnyddio dros y cyfnod.

	00:00 to 00:59	01:00 to 01:59	02:00 to 02:59	03:00 to 03:59	04:00 to 04:59	05:00 to 05:59	06:00 to 06:59	07:00 to 07:59	08:00 to 08:59	09:00 to 09:59	10:00 to 10:59	11:00 to 11:59	12:00 to 12:59	13:00 to 13:59	14:00 to 14:59	15:00 to 15:59	16:00 to 16:59	17:00 to 17:59	18:00 to 18:59	19:00 to 19:59	20:00 to 20:59	21:00 to 21:59	22:00 to 22:59	23:00 to 23:59
Llun	12	1	0	1	0	1	0	2	0	3	0	0	5	0	3	10	7	15	6	4	4	10	2	2
Maw	8	3	1	0	1	0	0	3	1	0	0	2	1	5	5	1	2	5	2	9	9	12	4	4
Mer	12	0	2	7	0	0	2	1	2	3	0	0	0	2	0	5	2	6	0	1	0	5	3	12
Iau	5	5	2	5	0	0	0	1	0	1	3	6	7	0	5	7	2	4	6	4	4	16	4	2
Gwe	6	5	0	4	2	0	0	0	1	1	0	2	3	3	8	6	2	6	2	5	8	17	10	6
Sad	14	4	1	3	0	10	3	0	1	2	1	3	6	3	2	10	4	8	6	9	15	24	14	6
Sul	24	3	1	2	0	0	0	8	2	3	1	2	3	1	4	3	1	6	9	4	8	8	7	5

Ble? - Lleoliadau nodweddiadol lle mae grym wedi'i ddefnyddio yn ystod y cyfnod.

Awdurdod Lleol	Defnydd Grym	% o'r cyfanswm
CONWY	137	20.36%
SIR Y FFLINT	133	19.76%
SIR DDINBYCH	125	18.57%
WRECSAM	123	18.28%
GWYNEDD	107	15.90%
YNYS MÔN	48	7.13%
Total	673	

10 Ward Uchaf	Defnydd Grym
Gorllewin y Rhyl	46
Brynyffynnon	23
Glyn	19
Queensferry	13
Deiniol	12
Kinmel Bay	12
Marl	12
Offa	12
Abergele Pensarn	11
Colwyn	10
Flint Castle	10

Lleoliadau nodweddiadol	Defnydd Grym
Stryd/Priffordd	185
Yn nalfa, gorsaf, neu gerbyd HGCE	173
Annedd	160
Lleoliad Anhysbys	82

10 Ward Uchaf	Defnydd Grym
Marchog	10
Prestatyn East	10
Rhyl East	10



North Wales Police (NWP) Use of Force between 01/09/2020 and 31/12/2020

Document Last Updated: 20/12/2021 11:41

Police Forces across the country are required by the Home Office to issue details of the number of times officers have used force in the course of their duties.

The requirement is aimed at increasing transparency and providing greater reassurance to the public that force, when used is proportionate, lawful, accountable and necessary in the circumstances.

Total Instances of Force being used by NWP officers in the period:

671

When? - Likely weekdays and times officers have used force for the period.

	00:00 to 00:59	01:00 to 01:59	02:00 to 02:59	03:00 to 03:59	04:00 to 04:59	05:00 to 05:59	06:00 to 06:59	07:00 to 07:59	08:00 to 08:59	09:00 to 09:59	10:00 to 10:59	11:00 to 11:59	12:00 to 12:59	13:00 to 13:59	14:00 to 14:59	15:00 to 15:59	16:00 to 16:59	17:00 to 17:59	18:00 to 18:59	19:00 to 19:59	20:00 to 20:59	21:00 to 21:59	22:00 to 22:59	23:00 to 23:59
Mon	12	1	0	1	0	1	0	2	0	3	0	0	5	0	3	10	7	15	6	4	4	10	2	2
Tue	8	3	1	0	1	0	0	3	1	0	0	2	1	5	5	1	2	5	2	9	9	12	4	4
Wed	12	0	2	7	0	0	2	1	2	3	0	0	0	2	0	5	2	6	0	1	0	5	3	12
Thu	5	5	2	5	0	0	0	1	0	1	3	6	7	0	5	7	2	4	6	4	4	16	4	2
Fri	6	5	0	4	2	0	0	0	1	1	0	2	3	3	8	6	2	6	2	5	8	17	10	6
Sat	14	4	1	3	0	10	3	0	1	2	1	3	6	3	2	10	4	8	6	9	15	24	14	6
Sun	24	3	1	2	0	0	0	8	2	3	1	2	3	1	4	3	1	6	9	4	8	8	7	5

Where? - Typical locations where force has been used during the period.

Local Authority	Use of force	% of total
CONWY	137	20.36%
FLINTSHIRE	133	19.76%
DENBIGHSHIRE	125	18.57%
WREXHAM	123	18.28%
GWYNEDD	107	15.90%
ANGLESEY	48	7.13%
Total	673	

Top 10 Wards	Use of force
Rhyl West	46
Brynyffynnon	23
Glyn	19
Queensferry	13
Deiniol	12
Kinmel Bay	12
Marl	12
Offa	12
Abergele Pensarn	11
Colwyn	10
Flint Castle	10

Typical specified locations	Use of Force
Street/Highway	185
In a NWP custody suite, station or vehicle	173
Dwelling	160
Unknown Location	82

Top 10 Wards	Use of force
Marchog	10
Prestatyn East	10
Rhyl East	10

Ffactorau Effaith

Ffactorau Effaith	Cyfanswm	% o bob defnydd o rym
Alcohol yn gysylltiedig	350	52.2%
Cyffuriau	156	23.2%
Ymddygiad treisgar neu iaith ddifriol	214	31.9%

Tacteg a ddefnyddir

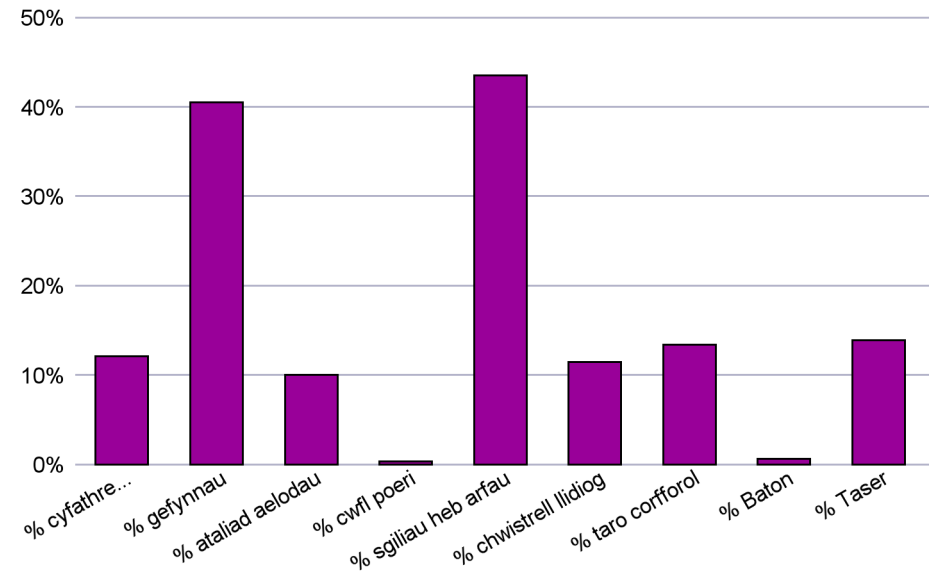
Tacteg a ddefnyddir	Cyfanswm	% o bob defnydd o rym
Cyathrebu tactegol (gorchmynion llafar)	81	12.1%
Atal	531	79.1%
- Gefynnau	272	40.5%
- Atal braich neu goes	67	10.0%
- Cwfl Poeri	2	0.3%
Sgiliau heb arfau	292	43.5%
Chwistrell llidiog	77	11.5%
Taro Corfforol	90	13.4%
Baton	4	0.6%
Taser	93	13.9%

Sut y defnyddiwyd y chwistrell llidiog

Sut y defnyddiwyd y chwistrell	Cyfanswm
Lleolwyd	66
Cyflwynwyd yn unig	3
Amhenodol	8
Cyfanswm	77

Gall un digwyddiad fod â ffactorau effaith lluosog, ymddygiadau a thactegau a ddefnyddir gan swyddogion.

Tacteg a ddefnyddir



Sut y defnyddiwyd y Taser?

Dull defnyddio'r Taser	Cyfanswm
Wedi'l anelu	14
Yn crymu	1
Wedi'l dynnu	21
Wedi'l saethu	7
Dot Coch	48
Amhenodol	2
Cyfanswm	93

Impact Factors

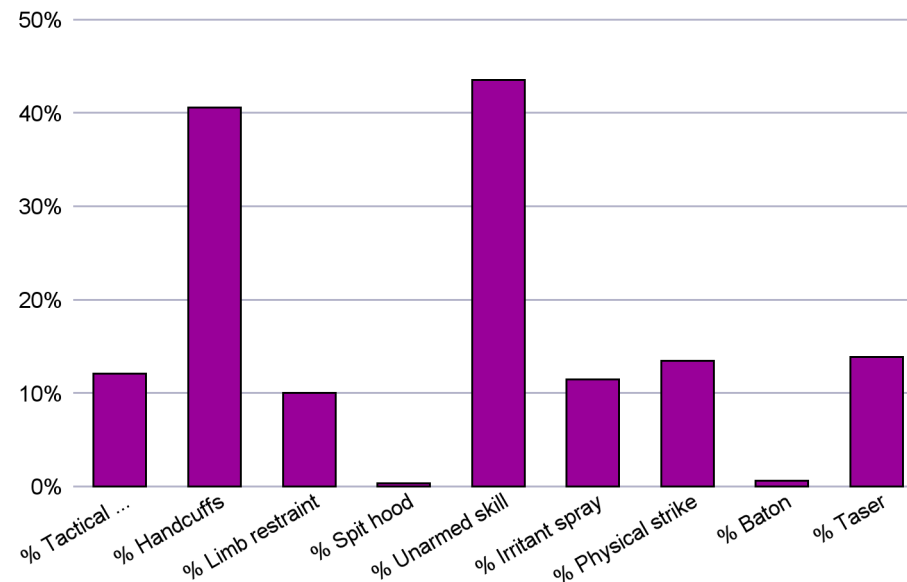
Impact factor	Total	% of all use of force
Alcohol related	350	52.2%
Drugs	156	23.2%
Violent behaviour or abusive language	214	31.9%

Tactic used

Tactic used by officer	Total	% of all use of force
Tactical communications (verbal commands)	81	12.1%
Restraint	531	79.1%
- Handcuffs	272	40.5%
- Limb restraint	67	10.0%
- Spit hood	2	0.3%
Unarmed skills	292	43.5%
Irritant spray	77	11.5%
Physical Strike	90	13.4%
Baton	4	0.6%
Taser	93	13.9%

A single occurrence can have multiple impact factors, behaviours, and tactics used by officers.

Common tactics used during use of force occurrences



How was irritant spray used?

How was spray used	Total
Deployed	66
Presentation only	3
Unspecified	8
Total	77

How was Taser used?

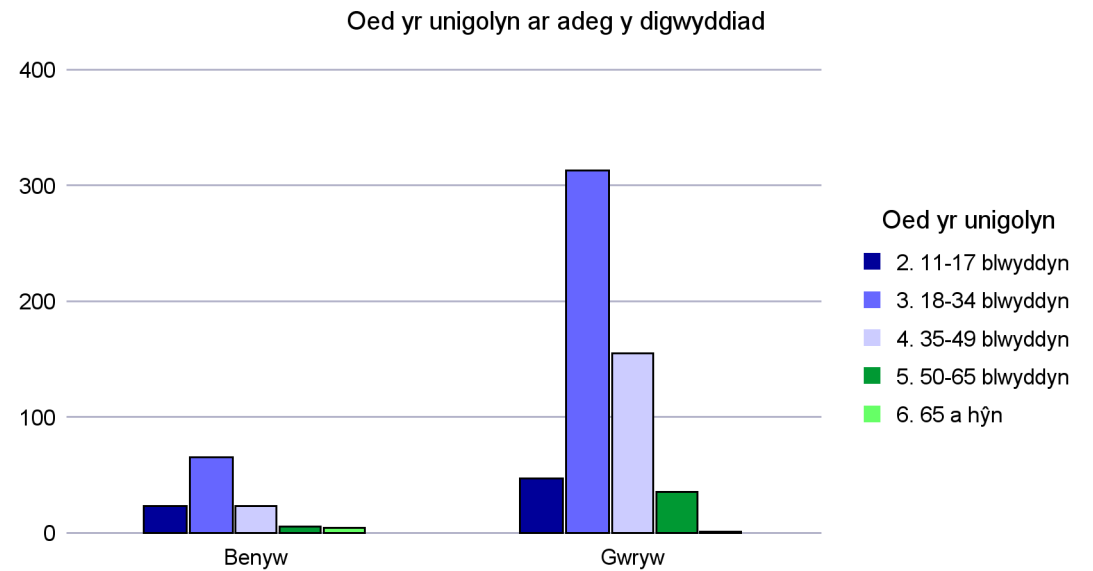
Taser method	Total
Aimed	14
Arcing	1
Drawn	21
Fired	7
Red dot	48
Unspecified	2
Total	93

Math o Unigolyn

Ymddygiad yr unigolyn	Cyfanswm
Gwrthwynebiad gweithredol	205
Gwrthwynebiad treisgar	286
Cydweithredol	55
Gwrthwynebiad llafar/ystumiau â llaw	37
Gwrthwynebu'n dawel	49
Gwrthwynebiad difrifol/treisgar	38
	1
Total	671

Cyflwr yr unigolyn	Cyfanswm
Cyflwr meddygol neu feddylio yr unigolyn	148
Anaf l'r unigolyn	47
Unigolyn angen triniaeth	9

Oed yr unigolyn ar adeg y digwyddiad	Benyw	Gwryw	Cyfanswm
2. 11-17 blwyddyn	23	47	70
3. 18-34 blwyddyn	65	313	378
4. 35-49 blwyddyn	23	155	178
5. 50-65 blwyddyn	5	35	40
6. 65 a hŷn	4	1	5
Cyfanswm	120	551	671



Subject Type

Subject behaviour	Use of force
Active resistance	205
Aggressive resistance	286
Compliant	55
Hist - Verbal resistance/gestures	37
Passive resistance	49
Serious/aggravated resistance	38
	1
Total	671

Subject condition	Total
Subject medical or mental condition	148
Subject injured	47
Subject required treatment	9

Subject age at time of occurrence	Female	Male	Total
2. 11-17 years	23	47	70
3. 18-34 years	65	313	378
4. 35-49 years	23	155	178
5. 50-65 years	5	35	40
6. 65 and over	4	1	5
Total	120	551	671

Age and gender profile of use of force subjects in the period

