



Heddlu Gogledd Cymru (HGC) Defnyddio Grym Rhwng 01/06/2020 a 30/09/2020

North Wales Police (NWP) Use of Force between 01/06/2020 and 30/09/2020

Mae'r Swyddfa Gartref yn ei gwneud yn ofynnol i Heddluoedd ledled y wlad gyhoeddi manylion y nifer o weithiau y mae swyddogion wedi defnyddio grym yn ystod eu dyletswyddau.

Nod y gofyniad yw cynyddu tryloywder a rhoi mwy o sicrwydd i'r cyhoedd bod grym, pan gaiff ei ddefnyddio, yn gymesur, yn gyfreithlon, yn atebol ac yn angenrheidiol o dan yr amgylchiadau.

Police Forces across the country are required by the Home Office to issue details of the number of times officers have used force in the course of their duties.

The requirement is aimed at increasing transparency and providing greater reassurance to the public that force, when used is proportionate, lawful, accountable and necessary in the circumstances.

Cynnwys/Contents	Rhif tudalen/ Page number
HGC Defnyddio Grym	2
NWP Use of Force	3
Ffactorau Effaith	4
Impact factors and tactics	5
Math o Unigolyn	6
Subject Profile	7



Heddlu Gogledd Cymru (HGC) Defnyddio Grym Rhwng 01/06/2020 a 30/09/2020

Diweddarwyd y Ddogfen Ddiwethaf: 20/12/2021 11:40

Mae'r Swyddfa Gartref yn ei gwneud yn ofynnol i Heddluoedd ledled y wlad gyhoeddi manylion y nifer o weithiau y mae swyddogion wedi defnyddio grym yn ystod eu dyletswyddau.

Nod y gofyniad yw cynyddu tryloywder a rhoi mwy o sicrwydd i'r cyhoedd bod grym, pan gaiff ei ddefnyddio, yn gymesur, yn gyfreithlon, yn atebol ac yn angenrheidiol o dan yr amgylchiadau.

Cyfanswm yr Achosion o Rym a ddefnyddiwyd gan swyddogion HGC yn y cyfnod:

700

Pryd? – Dyddiau'r wythnos ac amseroedd mae swyddogion wedi defnyddio dros y cyfnod.

	00:00 to 00:59	01:00 to 01:59	02:00 to 02:59	03:00 to 03:59	04:00 to 04:59	05:00 to 05:59	06:00 to 06:59	07:00 to 07:59	08:00 to 08:59	09:00 to 09:59	10:00 to 10:59	11:00 to 11:59	12:00 to 12:59	13:00 to 13:59	14:00 to 14:59	15:00 to 15:59	16:00 to 16:59	17:00 to 17:59	18:00 to 18:59	19:00 to 19:59	20:00 to 20:59	21:00 to 21:59	22:00 to 22:59	23:00 to 23:59
Llun	12	0	3	1	0	0	0	0	0	3	5	0	6	0	5	5	3	8	6	3	3	9	11	6
Maw	5	7	0	0	1	0	2	2	3	2	2	2	1	1	5	6	1	4	2	15	11	5	7	3
Mer	11	5	2	0	0	2	1	0	3	1	4	2	0	3	1	6	2	3	5	4	5	12	9	2
Iau	9	3	4	4	0	2	0	2	0	4	3	4	1	1	1	3	5	2	8	4	13	10	3	7
Gwe	5	5	1	3	0	1	0	1	1	0	3	0	1	2	9	6	2	9	7	9	21	16	9	5
Sad	11	6	4	8	0	4	4	0	0	0	3	0	0	3	2	2	9	0	8	9	9	14	5	16
Sul	21	5	2	3	4	0	0	0	1	8	1	8	4	0	6	2	1	3	6	6	16	6	8	4

Ble? - Lleoliadau nodweddiadol lle mae grym wedi'i ddefnyddio yn ystod y cyfnod.

Awdurdod Lleol	Defnydd Grym	% o'r cyfanswm
WRECSAM	153	21.86%
CONWY	150	21.43%
SIR Y FFLINT	132	18.86%
SIR DDINBYCH	128	18.29%
GWYNEDD	90	12.86%
YNYS MÔN	47	6.71%
Total	700	

10 Ward Uchaf	Defnydd Grym
Gorllewin y Rhyl	47
Glyn	30
Prestatyn East	24
Grosvenor	22
Brynyffynnon	21
Gogarth	15
Rhyl South West	15
Smithfield	15
Rhiw	13
Mold West	11
Mostyn	11

Lleoliadau nodweddiadol	Defnydd Grym
Stryd/Priffordd	165
Yn nalfa, gorsaf, neu gerbyd HGCE	156
Annedd	96
Lleoliad Anhysbys	244



North Wales Police (NWP) Use of Force between 01/06/2020 and 30/09/2020

Document Last Updated: 20/12/2021 11:40

Police Forces across the country are required by the Home Office to issue details of the number of times officers have used force in the course of their duties.

The requirement is aimed at increasing transparency and providing greater reassurance to the public that force, when used is proportionate, lawful, accountable and necessary in the circumstances.

Total Instances of Force being used by NWP officers in the period:

700

When? - Likely weekdays and times officers have used force for the period.

	00:00 to 00:59	01:00 to 01:59	02:00 to 02:59	03:00 to 03:59	04:00 to 04:59	05:00 to 05:59	06:00 to 06:59	07:00 to 07:59	08:00 to 08:59	09:00 to 09:59	10:00 to 10:59	11:00 to 11:59	12:00 to 12:59	13:00 to 13:59	14:00 to 14:59	15:00 to 15:59	16:00 to 16:59	17:00 to 17:59	18:00 to 18:59	19:00 to 19:59	20:00 to 20:59	21:00 to 21:59	22:00 to 22:59	23:00 to 23:59
Mon	12	0	3	1	0	0	0	0	0	3	5	0	6	0	5	5	3	8	6	3	3	9	11	6
Tue	5	7	0	0	1	0	2	2	3	2	2	2	1	1	5	6	1	4	2	15	11	5	7	3
Wed	11	5	2	0	0	2	1	0	3	1	4	2	0	3	1	6	2	3	5	4	5	12	9	2
Thu	9	3	4	4	0	2	0	2	0	4	3	4	1	1	1	3	5	2	8	4	13	10	3	7
Fri	5	5	1	3	0	1	0	1	1	0	3	0	1	2	9	6	2	9	7	9	21	16	9	5
Sat	11	6	4	8	0	4	4	0	0	0	3	0	0	3	2	2	9	0	8	9	9	14	5	16
Sun	21	5	2	3	4	0	0	0	1	8	1	8	4	0	6	2	1	3	6	6	16	6	8	4

Where? - Typical locations where force has been used during the period.

Local Authority	Use of force	% of total
WREXHAM	153	21.86%
CONWY	150	21.43%
FLINTSHIRE	132	18.86%
DENBIGHSHIRE	128	18.29%
GWYNEDD	90	12.86%
ANGLESEY	47	6.71%
Total	700	

Top 10 Wards	Use of force
Rhyl West	47
Glyn	30
Prestatyn East	24
Grosvenor	22
Brynyffynnon	21
Gogarth	15
Rhyl South West	15
Smithfield	15
Rhiw	13
Mold West	11
Mostyn	11

Typical specified locations	Use of Force
Street/Highway	165
In a NWP custody suite, station or vehicle	156
Dwelling	96
Unknown Location	244

Ffactorau Effaith

Ffactorau Effaith	Cyfanswm	% o bob defnydd o rym
Alcohol yn gysylltiedig	367	52.4%
Cyffuriau	170	24.3%
Ymddygiad treisgar neu iaith ddifriol	210	30.0%

Tacteg a ddefnyddir

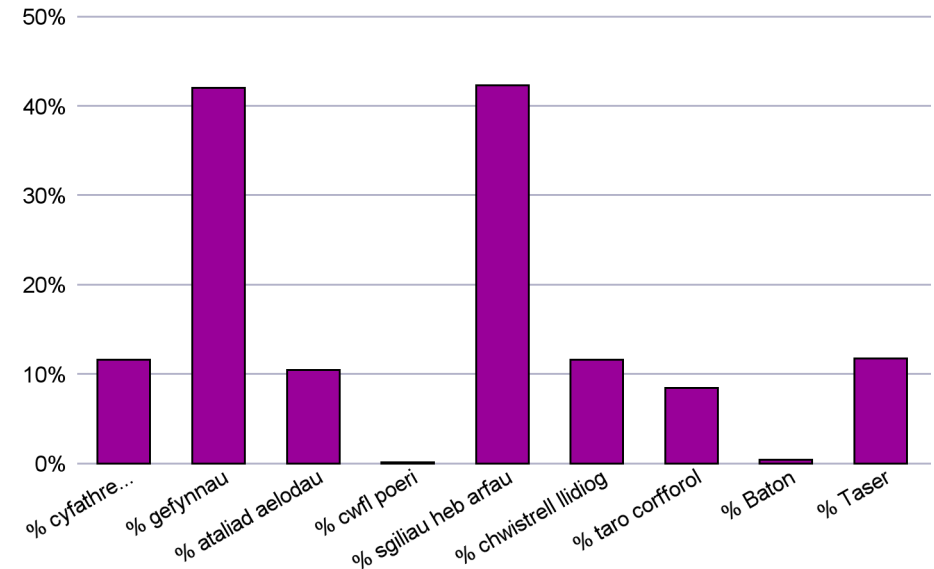
Tacteg a ddefnyddir	Cyfanswm	% o bob defnydd o rym
Cyathrebu tactegol (gorchmynion llafar)	81	11.6%
Atal	579	82.7%
- Gefynnau	294	42.0%
- Atal braich neu goes	73	10.4%
- Cwfl Poeri	1	0.1%
Sgiliau heb arfau	296	42.3%
Chwistrell llidiog	81	11.6%
Taro Corfforol	59	8.4%
Baton	3	0.4%
Taser	82	11.7%

Sut y defnyddiwyd y chwistrell llidiog

Sut y defnyddiwyd y chwistrell	Cyfanswm
Lleolwyd	67
Cyflwynwyd yn unig	6
Amhenodol	8
Cyfanswm	81

Gall un digwyddiad fod â ffactorau effaith lluosog, ymddygiadau a thactegau a ddefnyddir gan swyddogion.

Tacteg a ddefnyddir



Sut y defnyddiwyd y Taser?

Dull defnyddio'r Taser	Cyfanswm
Wedi'l anelu	11
Wedi'l dynnu	12
Wedi'l saethu	7
Dot Coch	46
Amhenodol	6
Cyfanswm	82

Impact Factors

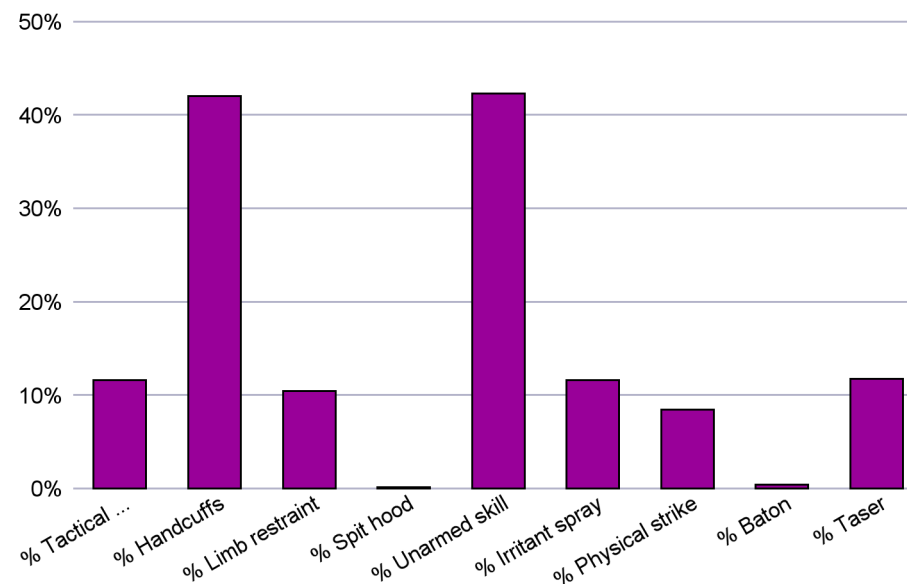
Impact factor	Total	% of all use of force
Alcohol related	367	52.4%
Drugs	170	24.3%
Violent behaviour or abusive language	210	30.0%

Tactic used

Tactic used by officer	Total	% of all use of force
Tactical communications (verbal commands)	81	11.6%
Restraint	579	82.7%
- Handcuffs	294	42.0%
- Limb restraint	73	10.4%
- Spit hood	1	0.1%
Unarmed skills	296	42.3%
Irritant spray	81	11.6%
Physical Strike	59	8.4%
Baton	3	0.4%
Taser	82	11.7%

A single occurrence can have multiple impact factors, behaviours, and tactics used by officers.

Common tactics used during use of force occurrences



How was irritant spray used?

How was spray used	Total
Deployed	67
Presentation only	6
Unspecified	8
Total	81

How was Taser used?

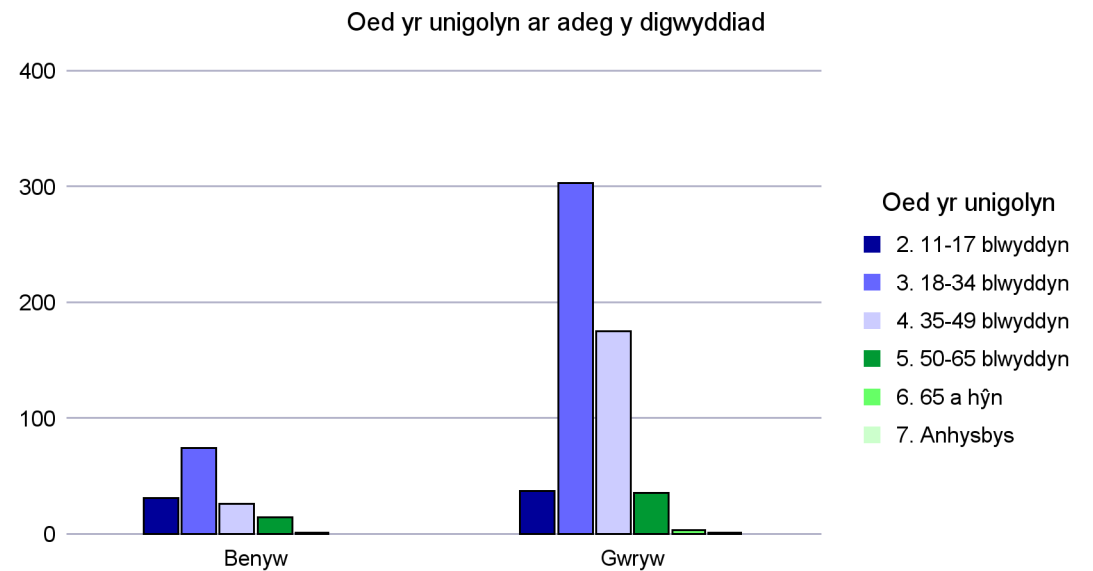
Taser method	Total
Aimed	11
Drawn	12
Fired	7
Red dot	46
Unspecified	6
Total	82

Math o Unigolyn

Ymddygiad yr unigolyn	Cyfanswm
Gwrthwynebiad gweithredol	196
Gwrthwynebiad treisgar	281
Cydweithredol	60
Gwrthwynebiad llafar/ystumiau â llaw	50
Gwrthwynebu'n dawel	61
Gwrthwynebiad difrifol/treisgar	52
Total	700

Cyflwr yr unigolyn	Cyfanswm
Cyflwr meddygol neu feddylio yr unigolyn	146
Anaf l'r unigolyn	44
Unigolyn angen triniaeth	6

Oed yr unigolyn ar adeg y digwyddiad	Benyw	Gwryw	Cyfanswm
2. 11-17 blwyddyn	31	37	68
3. 18-34 blwyddyn	74	303	377
4. 35-49 blwyddyn	26	175	201
5. 50-65 blwyddyn	14	35	49
6. 65 a hŷn	1	3	4
7. Anhysbys	0	1	1
Cyfanswm	146	554	700



Subject Type

Subject behaviour	Use of force
Active resistance	196
Aggressive resistance	281
Compliant	60
Hist - Verbal resistance/gestures	50
Passive resistance	61
Serious/aggravated resistance	52
Total	700

Subject condition	Total
Subject medical or mental condition	146
Subject injured	44
Subject required treatment	6

Subject age at time of occurrence	Female	Male	Total
2. 11-17 years	31	37	68
3. 18-34 years	74	303	377
4. 35-49 years	26	175	201
5. 50-65 years	14	35	49
6. 65 and over	1	3	4
7. Unknown	0	1	1
Total	146	554	700

Age and gender profile of use of force subjects in the period

