



Heddlu Gogledd Cymru (HGC) Defnyddio Grym Rhwng 01/01/2022 a 31/03/2022

North Wales Police (NWP) Use of Force between 01/01/2022 and 31/03/2022

Mae'r Swyddfa Gartref yn ei gwneud yn ofynnol i Heddluoedd ledled y wlad gyhoeddi manylion y nifer o weithiau y mae swyddogion wedi defnyddio grym yn ystod eu dyletswyddau.

Nod y gofyniad yw cynyddu tryloywder a rhoi mwy o sicrwydd i'r cyhoedd bod grym, pan gaiff ei ddefnyddio, yn gymesur, yn gyfreithlon, yn atebol ac yn angenrheidiol o dan yr amgylchiadau.

Police Forces across the country are required by the Home Office to issue details of the number of times officers have used force in the course of their duties.

The requirement is aimed at increasing transparency and providing greater reassurance to the public that force, when used is proportionate, lawful, accountable and necessary in the circumstances.

Cynnwys/Contents	Rhif tudalen/ Page number
HGC Defnyddio Grym	2
NWP Use of Force	3
Ffactorau Effaith	4
Impact factors and tactics	5
Math o Unigolyn	6
Subject Profile	7



Heddlu Gogledd Cymru (HGC) Defnyddio Grym Rhwng 01/01/2022 a 31/03/2022

Diweddarwyd y Ddogfen Ddiwethaf: 01/04/2022 10:37

Mae'r Swyddfa Gartref yn ei gwneud yn ofynnol i Heddluoedd ledled y wlad gyhoeddi manylion y nifer o weithiau y mae swyddogion wedi defnyddio grym yn ystod eu dyletswyddau.

Nod y gofyniad yw cynyddu tryloywder a rhoi mwy o sicrwydd i'r cyhoedd bod grym, pan gaiff ei ddefnyddio, yn gymesur, yn gyfreithlon, yn atebol ac yn angenrheidiol o dan yr amgylchiadau.

Cyfanswm yr Achosion o Rym a ddefnyddiwyd gan swyddogion HGC yn y cyfnod:

642

Pryd? – Dyddiau'r wythnos ac amseroedd mae swyddogion wedi defnyddio dros y cyfnod.

	00:00 to 00:59	01:00 to 01:59	02:00 to 02:59	03:00 to 03:59	04:00 to 04:59	05:00 to 05:59	06:00 to 06:59	07:00 to 07:59	08:00 to 08:59	09:00 to 09:59	10:00 to 10:59	11:00 to 11:59	12:00 to 12:59	13:00 to 13:59	14:00 to 14:59	15:00 to 15:59	16:00 to 16:59	17:00 to 17:59	18:00 to 18:59	19:00 to 19:59	20:00 to 20:59	21:00 to 21:59	22:00 to 22:59	23:00 to 23:59
Llun	13	10	0	3	0	0	4	0	0	1	4	0	3	6	1	4	3	6	4	8	3	2	1	2
Maw	10	5	0	4	2	1	2	0	0	5	4	0	1	4	2	0	2	7	4	8	3	12	9	5
Mer	2	0	4	0	0	2	3	0	0	3	4	3	1	2	2	1	0	0	3	5	7	10	2	6
Iau	6	1	4	1	2	7	0	1	1	0	3	1	4	1	0	0	1	1	2	9	6	3	0	2
Gwe	8	6	1	0	0	0	1	1	3	3	1	1	3	7	2	2	0	0	2	2	7	12	7	13
Sad	16	12	9	6	0	0	2	0	0	1	1	2	2	3	2	0	0	5	8	2	18	11	15	12
Sul	17	13	12	9	8	7	4	1	0	0	1	6	1	0	4	5	2	4	0	9	14	12	14	6

Ble? - Lleoliadau nodweddiadol lle mae grym wedi'i ddefnyddio yn ystod y cyfnod.

Awdurdod Lleol	Defnydd Grym	% o'r cyfanswm
WRECSAM	135	21.03%
SIR DDINBYCH	132	20.56%
SIR Y FFLINT	132	20.56%
CONWY	114	17.76%
GWYNEDD	101	15.73%
YNYS MÔN	28	4.36%
Total	642	

10 Ward Uchaf	Defnydd Grym
Gorllewin y Rhyl	55
Eirias	23
Rhyl South West	22
Brynyffynnon	16
Gele	16
Smithfield	16
Gogarth	13
Grosvenor	13
Deiniol	12
Offa	12

Lleoliadau nodweddiadol	Defnydd Grym
Stryd/Priffordd	204
Yn nalfa, gorsaf, neu gerbyd HGCE	167
Annedd	162
Lleoliad Anhysbys	5



North Wales Police (NWP) Use of Force between 01/01/2022 and 31/03/2022

Document Last Updated: 01/04/2022 10:37

Police Forces across the country are required by the Home Office to issue details of the number of times officers have used force in the course of their duties.

The requirement is aimed at increasing transparency and providing greater reassurance to the public that force, when used is proportionate, lawful, accountable and necessary in the circumstances.

Total Instances of Force being used by NWP officers in the period:

642

When? - Likely weekdays and times officers have used force for the period.

	00:00 to 00:59	01:00 to 01:59	02:00 to 02:59	03:00 to 03:59	04:00 to 04:59	05:00 to 05:59	06:00 to 06:59	07:00 to 07:59	08:00 to 08:59	09:00 to 09:59	10:00 to 10:59	11:00 to 11:59	12:00 to 12:59	13:00 to 13:59	14:00 to 14:59	15:00 to 15:59	16:00 to 16:59	17:00 to 17:59	18:00 to 18:59	19:00 to 19:59	20:00 to 20:59	21:00 to 21:59	22:00 to 22:59	23:00 to 23:59
Mon	13	10	0	3	0	0	4	0	0	1	4	0	3	6	1	4	3	6	4	8	3	2	1	2
Tue	10	5	0	4	2	1	2	0	0	5	4	0	1	4	2	0	2	7	4	8	3	12	9	5
Wed	2	0	4	0	0	2	3	0	0	3	4	3	1	2	2	1	0	0	3	5	7	10	2	6
Thu	6	1	4	1	2	7	0	1	1	0	3	1	4	1	0	0	1	1	2	9	6	3	0	2
Fri	8	6	1	0	0	0	1	1	3	3	1	1	3	7	2	2	0	0	2	2	7	12	7	13
Sat	16	12	9	6	0	0	2	0	0	1	1	2	2	3	2	0	0	5	8	2	18	11	15	12
Sun	17	13	12	9	8	7	4	1	0	0	1	6	1	0	4	5	2	4	0	9	14	12	14	6

Where? - Typical locations where force has been used during the period.

Local Authority	Use of force	% of total
WREXHAM	135	21.03%
DENBIGHSHIRE	132	20.56%
FLINTSHIRE	132	20.56%
CONWY	114	17.76%
GWYNEDD	101	15.73%
ANGLESEY	28	4.36%
Total	642	

Top 10 Wards	Use of force
Rhyl West	55
Eirias	23
Rhyl South West	22
Brynyffynnon	16
Gele	16
Smithfield	16
Gogarth	13
Grosvenor	13
Deiniol	12
Offa	12

Typical specified locations	Use of Force
Street/Highway	204
In a NWP custody suite, station or vehicle	167
Dwelling	162
Unknown Location	5

Ffactorau Effaith

Ffactorau Effaith	Cyfanswm	% o bob defnydd o rym
Alcohol yn gysylltiedig	334	52.0%
Cyffuriau	166	25.9%
Ymddygiad treisgar neu iaith ddifriol	191	29.8%

Tacteg a ddefnyddir

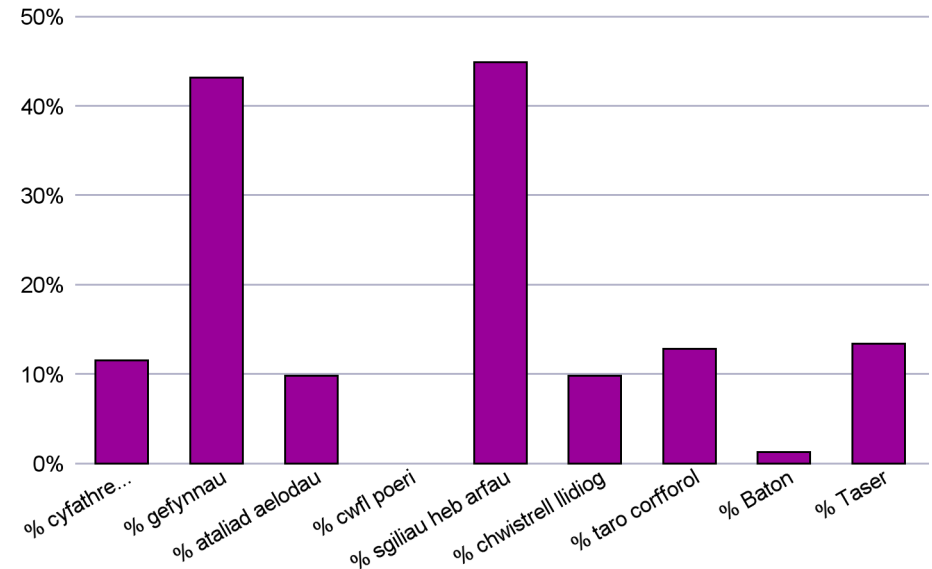
Tacteg a ddefnyddir	Cyfanswm	% o bob defnydd o rym
Cyathrebu tactegol (gorchmynion llafar)	74	11.5%
Atal	513	79.9%
- Gefynnau	277	43.1%
- Atal braich neu goes	63	9.8%
- Cwfl Poeri		-
Sgiliau heb arfau	288	44.9%
Chwistrell llidiog	63	9.8%
Taro Corfforol	82	12.8%
Baton	8	1.2%
Taser	86	13.4%

Sut y defnyddiwyd y chwistrell llidiog

Sut y defnyddiwyd y chwistrell	Cyfanswm
Lleolwyd	53
Cyflwynwyd yn unig	3
Amhenodol	7
Cyfanswm	63

Gall un digwyddiad fod â ffactorau effaith lluosog, ymddygiadau a thactegau a ddefnyddir gan swyddogion.

Tacteg a ddefnyddir



Sut y defnyddiwyd y Taser?

Dull defnyddio'r Taser	Cyfanswm
Wedi'l anelu	11
Yn crymu	3
Wedi'l dynnu	15
Wedi'l saethu	10
Dot Coch	46
Amhenodol	1
Cyfanswm	86

Impact Factors

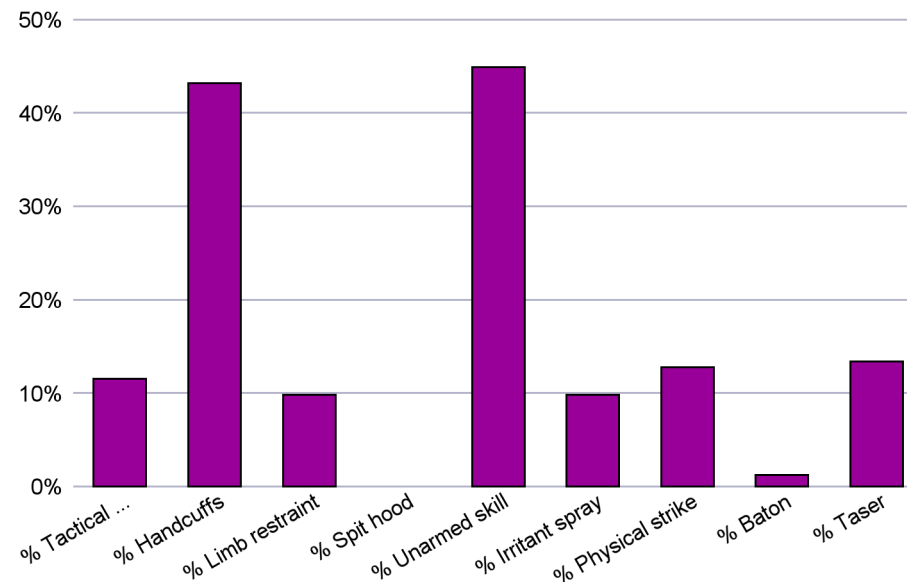
Impact factor	Total	% of all use of force
Alcohol related	334	52.0%
Drugs	166	25.9%
Violent behaviour or abusive language	191	29.8%

Tactic used

Tactic used by officer	Total	% of all use of force
Tactical communications (verbal commands)	74	11.5%
Restraint	513	79.9%
- Handcuffs	277	43.1%
- Limb restraint	63	9.8%
- Spit hood		-
Unarmed skills	288	44.9%
Irritant spray	63	9.8%
Physical Strike	82	12.8%
Baton	8	1.2%
Taser	86	13.4%

A single occurrence can have multiple impact factors, behaviours, and tactics used by officers.

Common tactics used during use of force occurrences



How was irritant spray used?

How was spray used	Total
Deployed	53
Presentation only	3
Unspecified	7
Total	63

How was Taser used?

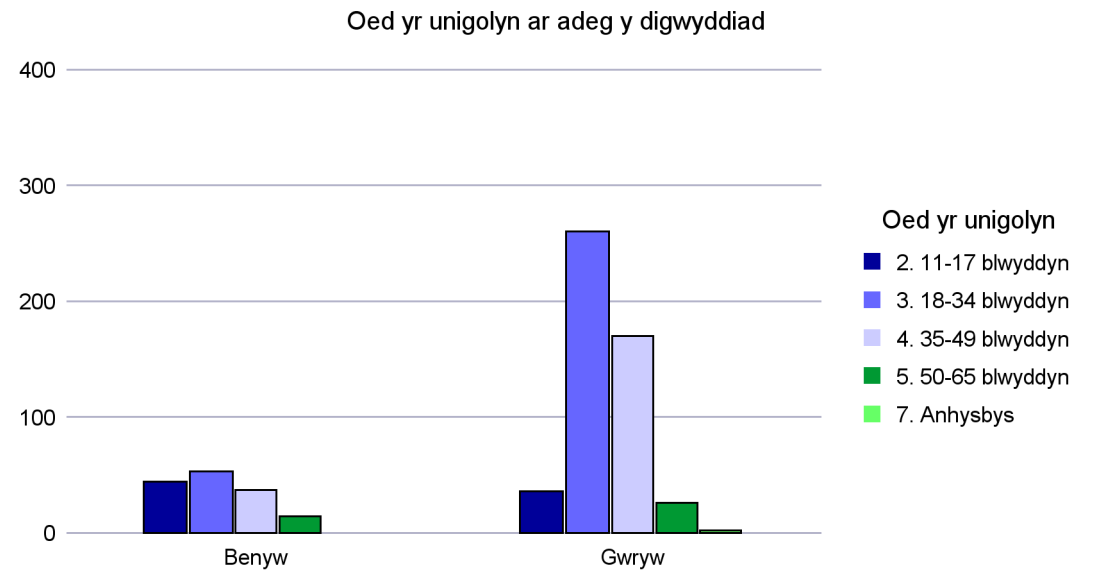
Taser method	Total
Aimed	11
Arcing	3
Drawn	15
Fired	10
Red dot	46
Unspecified	1
Total	86

Math o Unigolyn

Ymddygiad yr unigolyn	Cyfanswm
Gwrthwynebiad gweithredol	240
Gwrthwynebiad treisgar	236
Cydweithredol	54
Gwrthwynebiad llafar/ystumiau â llaw	36
Gwrthwynebu'n dawel	50
Gwrthwynebiad difrifol/treisgar	25
	1
Total	642

Cyflwr yr unigolyn	Cyfanswm
Cyflwr meddygol neu feddylio yr unigolyn	153
Anaf l'r unigolyn	39
Unigolyn angen triniaeth	9

Oed yr unigolyn ar adeg y digwyddiad	Benyw	Gwryw	Cyfanswm
2. 11-17 blwyddyn	44	36	80
3. 18-34 blwyddyn	53	260	313
4. 35-49 blwyddyn	37	170	207
5. 50-65 blwyddyn	14	26	40
7. Anhysbys	0	2	2
Cyfanswm	148	494	642



Subject Type

Subject behaviour	Use of force
Active resistance	240
Aggressive resistance	236
Compliant	54
Hist - Verbal resistance/gestures	36
Passive resistance	50
Serious/aggravated resistance	25
	1
Total	642

Subject condition	Total
Subject medical or mental condition	153
Subject injured	39
Subject required treatment	9

Subject age at time of occurrence	Female	Male	Total
2. 11-17 years	44	36	80
3. 18-34 years	53	260	313
4. 35-49 years	37	170	207
5. 50-65 years	14	26	40
7. Unknown	0	2	2
Total	148	494	642

Age and gender profile of use of force subjects in the period

