



Heddlu Gogledd Cymru (HGC) Defnyddio Grym Rhwng 01/07/2022 a 30/09/2022

North Wales Police (NWP) Use of Force between 01/07/2022 and 30/09/2022

Mae'r Swyddfa Gartref yn ei gwneud yn ofynnol i Heddluoedd ledled y wlad gyhoeddi manylion y nifer o weithiau y mae swyddogion wedi defnyddio grym yn ystod eu dyletswyddau.

Nod y gofyniad yw cynyddu tryloywder a rhoi mwy o sicrwydd i'r cyhoedd bod grym, pan gaiff ei ddefnyddio, yn gymesur, yn gyfreithlon, yn atebol ac yn angenrheidiol o dan yr amgylchiadau.

Police Forces across the country are required by the Home Office to issue details of the number of times officers have used force in the course of their duties.

The requirement is aimed at increasing transparency and providing greater reassurance to the public that force, when used is proportionate, lawful, accountable and necessary in the circumstances.

Cynnwys/ Contents	Rhif Tudalen/Page Number
HGC Defnyddio Grym	2
NWP Use of Force	3
Ffactorau Effaith	4
Impact factors and tactics	5
Math o unigolyn	6
Subject profile	7



Heddlu Gogledd Cymru (HGC) Defnyddio Grym Rhwng 01/07/2022 a 30/09/2022

Diweddariwyd y Ddogfen Ddiwethaf: 04/12/2023

Mae'r Swyddfa Gartref yn ei gwneud yn ofynnol i Heddluoedd ledled y wlad gyhoeddi manylion y nifer o weithiau y mae swyddogion wedi defnyddio grym yn ystod eu dyletswyddau.

Nod y gofyniad yw cynyddu tryloywder a rhoi mwy o sicrwydd i'r cyhoedd bod grym, pan gaiff ei ddefnyddio, yn gymesur, yn gyfreithlon, yn atebol ac yn angenrheidiol o dan yr amgylchedd.

Cyfanswm yr Achosion o Rym a ddefnyddiwyd gan swyddogion HGC yn y cyfnod: 1,237

Pryd? – Dyddiau'r wythnos ac amseroedd mae swyddogion wedi defnyddio dros y cyfnod

	00:00 to 00:59	01:00 to 01:59	02:00 to 02:59	03:00 to 03:59	04:00 to 04:59	05:00 to 05:59	06:00 to 06:59	07:00 to 07:59	08:00 to 08:59	09:00 to 09:59	10:00 to 10:59	11:00 to 11:59	12:00 to 12:59	13:00 to 13:59	14:00 to 14:59	15:00 to 15:59	16:00 to 16:59	17:00 to 17:59	18:00 to 18:59	19:00 to 19:59	20:00 to 20:59	21:00 to 21:59	22:00 to 22:59	23:00 to 23:59
Llun	15	4	8	11	1	0	0	2	1	4	5	2	4	2	6	7	5	4	8	4	6	8	7	8
Maw	18	3	9	6	1	0	4	0	2	3	6	2	6	6	8	8	3	6	6	8	9	14	8	5
Mer	13	2	10	0	0	0	1	0	2	6	7	7	4	11	5	21	7	6	5	9	13	9	11	13
Iau	18	6	7	7	1	1	0	1	3	4	6	4	8	9	10	7	12	4	13	7	7	10	12	13
Gwe	16	5	3	6	1	0	0	3	2	7	4	6	4	4	4	3	5	11	3	9	18	10	20	16
Sad	17	12	18	13	2	2	5	1	3	4	4	4	3	4	8	6	3	6	10	12	21	25	20	33
Sul	52	29	17	6	9	2	2	2	3	1	3	0	5	6	2	19	3	11	4	8	19	11	20	12

Ble? - Lleoliadau nodweddiadol lle mae grym wedi'i ddefnyddio yn ystod y cyfnod

Awdurdod lleol	Defnydd grym	% o'r cyfanswm
CONWY	289	23.3%
WRECSAM	233	18.8%
SIR DDINBYCH	226	18.2%
SIR Y FFLINT	208	16.8%
GWYNEDD	179	14.4%
YNYS MÔN	105	8.5%
Cyfanswm	1,237	

10 ward uchaf	Defnydd grym
GORLLEWIN Y RHYL	68
GLYN	28
TUDNO	26
DEINIOL	25
DE ORLLEWIN Y RHYL	25
GOGARTH	23
GROSVENOR	21
KINMEL BAY	19
SMITHFIELD	19
RHIW	15

10 Lleoliad digwyddiad uchaf	Defnydd grym
Stryd	384
Annedd	270
Lleoliad anhysbus	223
Bloc cadw	130
Tir agored	104
Arall	46
Cerbyd heddlu gyda chawell trin carcharor	15
Eiddo manwerthu	14
Eiddo trwyddedig	12
Ysbyty	12



North Wales Police (NWP) Use of Force between 01/07/2022 and 30/09/2022

Document Last Updated: 04/12/2023

Police Forces across the country are required by the Home Office to issue details of the number of times officers have used force in the course of their duties.

The requirement is aimed at increasing transparency and providing greater reassurance to the public that force, when used is proportionate, lawful, accountable and necessary in the circumstances.

Total Instances of Force being used by NWP officers in the period:

1,237

When? - Likely weekdays and times officers have used force for the period

	00:00 to 00:59	01:00 to 01:59	02:00 to 02:59	03:00 to 03:59	04:00 to 04:59	05:00 to 05:59	06:00 to 06:59	07:00 to 07:59	08:00 to 08:59	09:00 to 09:59	10:00 to 10:59	11:00 to 11:59	12:00 to 12:59	13:00 to 13:59	14:00 to 14:59	15:00 to 15:59	16:00 to 16:59	17:00 to 17:59	18:00 to 18:59	19:00 to 19:59	20:00 to 20:59	21:00 to 21:59	22:00 to 22:59	23:00 to 23:59
Mon	15	4	8	11	1	0	0	2	1	4	5	2	4	2	6	7	5	4	8	4	6	8	7	8
Tue	18	3	9	6	1	0	4	0	2	3	6	2	6	6	8	8	3	6	6	8	9	14	8	5
Wed	13	2	10	0	0	0	1	0	2	6	7	7	4	11	5	21	7	6	5	9	13	9	11	13
Thu	18	6	7	7	1	1	0	1	3	4	6	4	8	9	10	7	12	4	13	7	7	10	12	13
Fri	16	5	3	6	1	0	0	3	2	7	4	6	4	4	4	3	5	11	3	9	18	10	20	16
Sat	17	12	18	13	2	2	5	1	3	4	4	4	3	4	8	6	3	6	10	12	21	25	20	33
Sun	52	29	17	6	9	2	2	2	3	1	3	0	5	6	2	19	3	11	4	8	19	11	20	12

Where? - Typical locations where force has been used during the period

Local Authority	Use of force	% of Total
CONWY	289	23.3%
WREXHAM	233	18.8%
DENBIGHSHIRE	226	18.2%
FLINTSHIRE	208	16.8%
GWYNEDD	179	14.4%
ANGLESEY	105	8.5%
Total	1,237	

Top 10 wards	Use of force
RHYL WEST	68
GLYN	28
TUDNO	26
DEINIOL	25
RHYL SOUTH WEST	25
GOGARTH	23
GROSVENOR	21
KINMEL BAY	19
SMITHFIELD	19
RHIW	15

Top 10 Incident location type	Use of force
Street / Highway	384
Dwelling	270
Unknown	223
Custody Block	130
Open ground (e.g. park, car-park, field)	104
Other	46
Police vehicle with prisoner handling cage	15
Retail premises	14
Hospital / A and E (non mental health setting)	12
Licensed Premises	12

Ffactorau Effaith

Ffactorau effaith	Cyfanswm	% O bob defnydd rym
Alcohol yn gysylltiedig	577	46.6%
Cyffuriau	299	24.2%
Gwybodaeth flaenorol	236	19.1%
Iechyd meddwl	229	18.5%
Anhwylder ymddygiad aciwt	106	8.6%
Meddiant arf	95	7.7%
Tyrfa	62	5.0%
Arall	289	23.4%
Maint/rhyw/adeilad	321	25.9%

Tacteg a ddefnyddir

Tagtec a ddefnyddir gan y swyddog	Cyfanswm	% O bob defnydd rym
Atal	468	37.8%
-Gefynnau	696	56.3%
- Atal braich neu goes	46	3.7%
- Cwfl poeri	9	0.7%
Sgiliau heb arfau	287	23.2%
Chwistrell lliidiog	74	6.0%
Taro corfforol	20	1.6%
Baton		
Taser	109	8.8%

Gall un digwyddiad fod â ffactorau effaith lluosog, ymddygiadau a thactegau a ddefnyddir gan swyddogion.

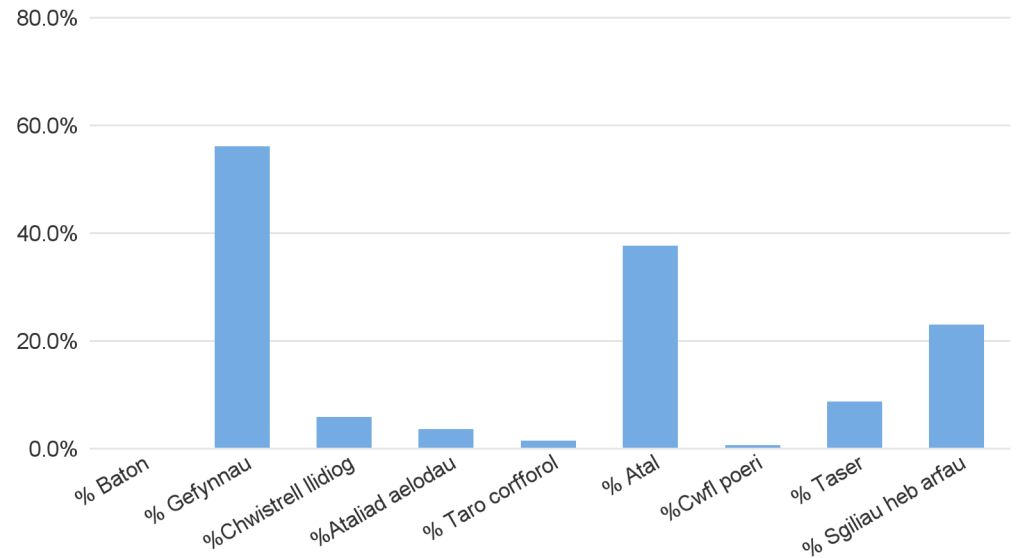
Sut y defnyddiwyd y Taser?

Dull defnyddio'r Taser	Cyfanswm
Dot Coch	57
Wedi'l dynnu	31
Wedi'l anelu	12
Yn crymu	7
Wedi'l saethu	6
Amhenodol	1
Cyfanswm	114

Sut y defnyddiwyd y chwistrell lliidiog?

Sut y defnyddiwyd y chwistrell	Cyfanswm
CS Lleolwyd	29
PAVA Lleolwyd	23
CS Cyflwynwyd yn unig	19
PAVA Cyflwynwyd yn unig	3
Cyfanswm	74

Tacteg a ddefnyddir



Impact Factors

Impact factor	Total	% of all use of force
Alcohol related	577	46.6%
Drugs	299	24.2%
Prior knowledge	236	19.1%
Mental Health	229	18.5%
Acute Behavioural disorder	106	8.6%
Possession of a weapon	95	7.7%
Crowd	62	5.0%
Other	289	23.4%
Size /Gender /Build	321	25.9%

Tactic used

Tactic used by officer	Total	% of all use of force
Restraint	468	37.8%
-Handcuffs	696	56.3%
- Limb restraint	46	3.7%
- Spit hood	9	0.7%
Unarmed skills	287	23.2%
Irritant spray	74	6.0%
Physical strike	20	1.6%
Baton		
Taser	109	8.8%

A single occurrence can have multiple impact factors, behaviours, and tactics used by officers.

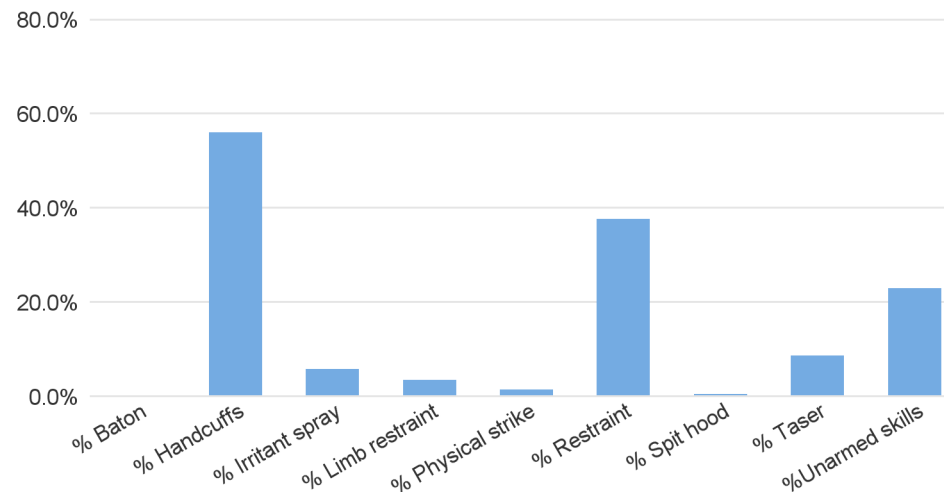
How was Taser used?

Taser Method	Total
Red-dotted	57
Drawn	31
Aimed	12
Arced	7
Fired	6
Drive-stun	1
Total	114

How was irritant spray used?

How was spray used	Total
Irritant spray - CS used	29
Irritant spray - PAVA used	23
Irritant spray - CS drawn	19
Irritant spray - PAVA drawn	3
Total	74

Common tactics used during use of force occurrences



Math o Unigolyn

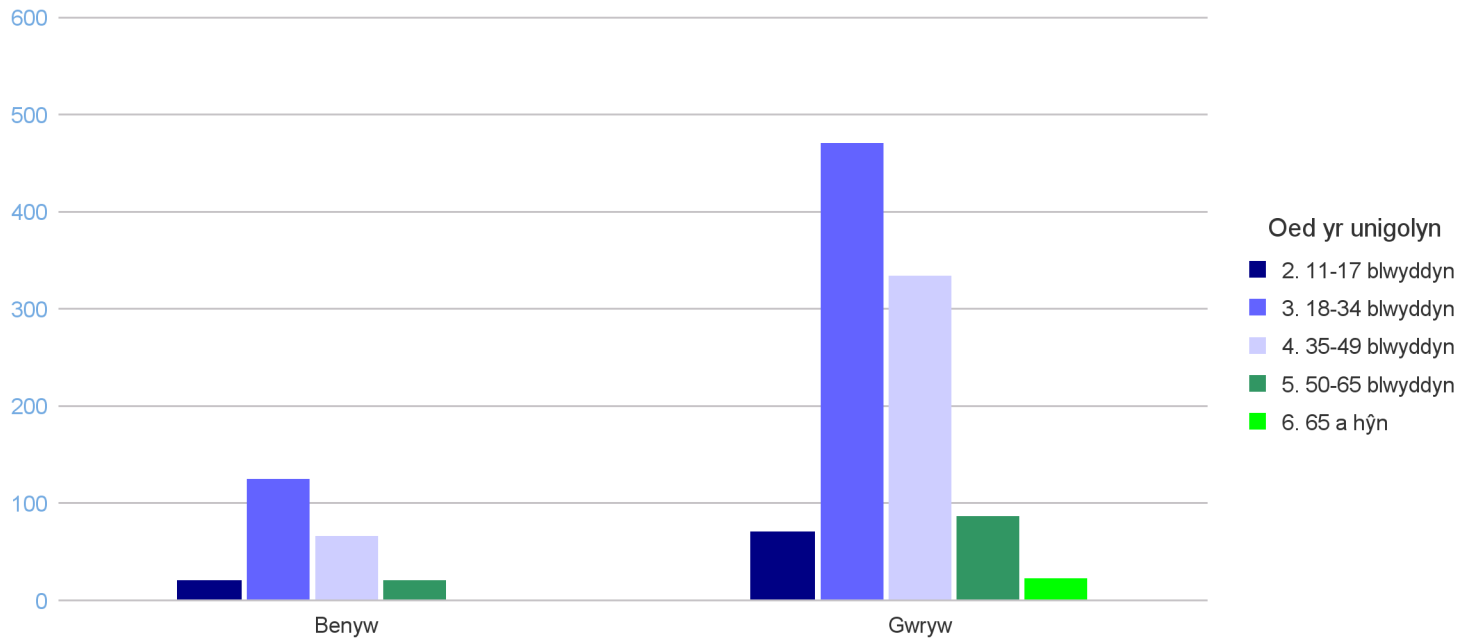
Oed yr unigolyn ar adeg y digwyddiad	Anhysbys	Benyw	Gwryw	Cyfanswm
2. 11-17 blwyddyn	0	22	72	94
3. 18-34 blwyddyn	0	126	472	598
4. 35-49 blwyddyn	0	67	335	402
5. 50-65 blwyddyn	0	22	88	110
6. 65 a hŷn	0	1	24	25
7. Anhysbys	8	0	0	8
Cyfanswm	8	238	991	1,237

Ymddygiad yr unigolyn	Defnydd grym
Cydweithredol	421
Gwrthwynebiad gweithredol	263
Gwrthwynebiad treisgar	181
Gwrthwynebu'n dawel	119
Gwrthwynebiad llafar/ystumiau â llaw	117
Anhysbus	96
Gwrthwynebiad difrifol/treisgar	40
Cyfanswm	1,237

Cyflwr yr unigolyn	Cyfanswm
Anaf I'r unigolyn	25
Triniaeth feddygol wedi darparu i'r unigolyn	25
Triniaeth feddygol wedi cynig i'r unigolyn	32
Cyflwr meddygol yr unigolyn	145

Sylwedd a ddefnyddir	Use of force
Anhysbus	824
Yr effeithir arnynt gan alcohol	391
Heb ei effeithio gan sylweddau	46
Yr effeithir arnynt gan gyffuriau	37
Yr effeithir arnynt gan alcohol a toddyddion	2

Oed yr unigolyn ar adeg y digwyddiad



Subject Type

Subject age at time of occurrence	Female	Male	Unspecified	Total
2. 11-17 years	22	72	0	94
3. 18-34 years	126	472	0	598
4. 35-49 years	67	335	0	402
5. 50-65 years	22	88	0	110
6. 65 and over	1	24	0	25
7. Unknown	0	0	8	8
Total	238	991	8	1,237

Subject behaviour	Use of force
Compliant	421
Active resistance	263
Aggressive resistance	181
Passive resistance	119
Verbal resistance/gestures	117
Unknown	96
Serious/aggravated resistance	40
Total	1,237

Subject condition	Total
Subject - injured	25
Subject - Medical assistance provided	25
Subject - Medical assistance offered	32
Subject - Mental condition	145

Substance used	Use of force
Not known	824
Affected by alcohol	391
Not affected by substances	46
Affected by drugs	37
Affected by alcohol and solvents	2

Age and gender profile of use of force subjects in the period

