



Heddlu Gogledd Cymru (HGC) Defnyddio Grym Rhwng 01/04/2023 a 30/06/2023

North Wales Police (NWP) Use of Force between 01/04/2023 and 30/06/2023

Mae'r Swyddfa Gartref yn ei gwneud yn ofynnol i Heddluoedd ledled y wlad gyhoeddi manylion y nifer o weithiau y mae swyddogion wedi defnyddio grym yn ystod eu dyletswyddau.

Nod y gofyniad yw cynyddu tryloywder a rhoi mwy o sicrwydd i'r cyhoedd bod grym, pan gaiff ei ddefnyddio, yn gymesur, yn gyfreithlon, yn atebol ac yn angenrheidiol o dan yr amgylchiadau.

Police Forces across the country are required by the Home Office to issue details of the number of times officers have used force in the course of their duties.

The requirement is aimed at increasing transparency and providing greater reassurance to the public that force, when used is proportionate, lawful, accountable and necessary in the circumstances.

Cynnwys/ Contents	Rhif Tudalen/Page Number
HGC Defnyddio Grym	2
NWP Use of Force	3
Ffactorau Effaith	4
Impact factors and tactics	5
Math o unigolyn	6
Subject profile	7



Heddlu Gogledd Cymru (HGC) Defnyddio Grym Rhwng 01/04/2023 a 30/06/2023

Diweddariwyd y Ddogfen Ddiwethaf: 01/12/2023

Mae'r Swyddfa Gartref yn ei gwneud yn ofynnol i Heddluoedd ledled y wlad gyhoeddi manylion y nifer o weithiau y mae swyddogion wedi defnyddio grym yn ystod eu dyletswyddau.

Nod y gofyniad yw cynyddu tryloywder a rhoi mwy o sicrwydd i'r cyhoedd bod grym, pan gaiff ei ddefnyddio, yn gymesur, yn gyfreithlon, yn atebol ac yn angenrheidiol o dan yr amgylchedd.

Cyfanswm yr Achosion o Rym a ddefnyddiwyd gan swyddogion HGC yn y cyfnod:

1,475

Pryd? – Dyddiau'r wythnos ac amseroedd mae swyddogion wedi defnyddio dros y cyfnod

	00:00 to 00:59	01:00 to 01:59	02:00 to 02:59	03:00 to 03:59	04:00 to 04:59	05:00 to 05:59	06:00 to 06:59	07:00 to 07:59	08:00 to 08:59	09:00 to 09:59	10:00 to 10:59	11:00 to 11:59	12:00 to 12:59	13:00 to 13:59	14:00 to 14:59	15:00 to 15:59	16:00 to 16:59	17:00 to 17:59	18:00 to 18:59	19:00 to 19:59	20:00 to 20:59	21:00 to 21:59	22:00 to 22:59	23:00 to 23:59
Llun	29	10	10	9	2	0	2	1	7	3	9	3	1	6	2	7	10	7	6	16	10	10	19	4
Maw	18	8	5	1	1	0	11	1	2	3	7	5	3	5	12	8	5	6	8	11	5	10	14	5
Mer	16	6	4	7	3	3	2	0	7	10	10	4	6	3	5	10	8	7	8	13	10	14	11	25
Iau	21	5	8	0	3	1	0	2	3	5	2	4	4	4	18	5	3	9	11	13	13	17	1	22
Gwe	20	10	13	2	1	2	1	1	5	5	4	5	1	5	6	7	6	12	11	11	17	18	19	24
Sad	26	19	13	12	7	6	6	3	2	7	5	0	3	5	7	5	9	24	15	12	16	17	26	27
Sul	44	18	30	19	19	5	1	1	2	3	3	5	14	5	7	12	10	13	18	2	23	18	15	7

Ble? - Lleoliadau nodweddiadol lle mae grym wedi'i ddefnyddio yn ystod y cyfnod

Awdurdod lleol	Defnydd grym	% o'r cyfanswm
GWYNEDD	309	20.9%
WRECSAM	306	20.7%
CONWY	289	19.6%
SIR DDINBYCH	235	15.9%
SIR Y FFLINT	229	15.5%
YNYS MÔN	109	7.4%
Cyfanswm	1,475	

10 ward uchaf	Defnydd grym
GORLLEWIN Y RHYL	66
GLYN	34
DE ORLLEWIN Y RHYL	31
GOGARTH	31
TUDNO	28
SEIONT	27
GROSVENOR	25
SMITHFIELD	24
HIRAEI	20
MOSTYN	20

10 Lleoliad digwyddiad uchaf	Defnydd grym
Stryd	505
Annedd	421
Tir agored	149
Bloc cadw	129
Lleoliad anhysbus	80
Arall	79
Eiddo trwyddedig	28
Ysbyty	19
Cerbyd heddlu gyda chawell trin carcharor	16
Gorsaf heddlu	15



North Wales Police (NWP) Use of Force between 01/04/2023 and 30/06/2023

Document Last Updated: 01/12/2023

Police Forces across the country are required by the Home Office to issue details of the number of times officers have used force in the course of their duties.

The requirement is aimed at increasing transparency and providing greater reassurance to the public that force, when used is proportionate, lawful, accountable and necessary in the circumstances.

Total Instances of Force being used by NWP officers in the period:

1,475

When? - Likely weekdays and times officers have used force for the period

	00:00 to 00:59	01:00 to 01:59	02:00 to 02:59	03:00 to 03:59	04:00 to 04:59	05:00 to 05:59	06:00 to 06:59	07:00 to 07:59	08:00 to 08:59	09:00 to 09:59	10:00 to 10:59	11:00 to 11:59	12:00 to 12:59	13:00 to 13:59	14:00 to 14:59	15:00 to 15:59	16:00 to 16:59	17:00 to 17:59	18:00 to 18:59	19:00 to 19:59	20:00 to 20:59	21:00 to 21:59	22:00 to 22:59	23:00 to 23:59
Mon	29	10	10	9	2	0	2	1	7	3	9	3	1	6	2	7	10	7	6	16	10	10	19	4
Tue	18	8	5	1	1	0	11	1	2	3	7	5	3	5	12	8	5	6	8	11	5	10	14	5
Wed	16	6	4	7	3	3	2	0	7	10	10	4	6	3	5	10	8	7	8	13	10	14	11	25
Thu	21	5	8	0	3	1	0	2	3	5	2	4	4	4	18	5	3	9	11	13	13	17	1	22
Fri	20	10	13	2	1	2	1	1	5	5	4	5	1	5	6	7	6	12	11	11	17	18	19	24
Sat	26	19	13	12	7	6	6	3	2	7	5	0	3	5	7	5	9	24	15	12	16	17	26	27
Sun	44	18	30	19	19	5	1	1	2	3	3	5	14	5	7	12	10	13	18	2	23	18	15	7

Where? - Typical locations where force has been used during the period

Local Authority	Use of force	% of Total
GWYNEDD	309	20.9%
WREXHAM	306	20.7%
CONWY	289	19.6%
DENBIGHSHIRE	235	15.9%
FLINTSHIRE	229	15.5%
ANGLESEY	109	7.4%
Total	1,475	

Top 10 wards	Use of force
RHYL WEST	66
GLYN	34
GOGARTH	31
RHYL SOUTH WEST	31
TUDNO	28
SEIONT	27
GROSVENOR	25
SMITHFIELD	24
HIRAEAL	20
MOSTYN	20

Top 10 Incident location type	Use of force
Street / Highway	505
Dwelling	421
Open ground (e.g. park, car-park, field)	149
Custody Block	129
Unknown	80
Other	79
Licensed Premises	28
Hospital / A and E (non mental health setting)	19
Police vehicle with prisoner handling cage	16
Police station (excluding custody block)	15

Ffactorau Effaith

Ffactorau effaith	Cyfanswm	% O bob defnydd rym
Alcohol yn gysylltiedig	840	56.9%
Cyffuriau	425	28.8%
Gwybodaeth flaenorol	333	22.6%
Iechyd meddwl	248	16.8%
Anhwylder ymddygiad aciwt	25	1.7%
Meddiant arf	127	8.6%
Tyrfa	82	5.6%
Arall	271	18.4%
Maint/rhyw/adeilad	505	34.2%

Tacteg a ddefnyddir

Tagtec a ddefnyddir gan y swyddog	Cyfanswm	% O bob defnydd rym
Atal	505	34.2%
-Gefynnau	1,017	68.9%
- Atal braich neu goes	56	3.8%
- Cwfl poeri	11	0.7%
Sgiliau heb arfau	389	26.4%
Chwistrell lliidiog	81	5.5%
Taro corfforol	35	2.4%
Baton	4	0.3%
Taser	115	7.8%

Gall un digwyddiad fod â ffactorau effaith lluosog, ymddygiadau a thactegau a ddefnyddir gan swyddogion.

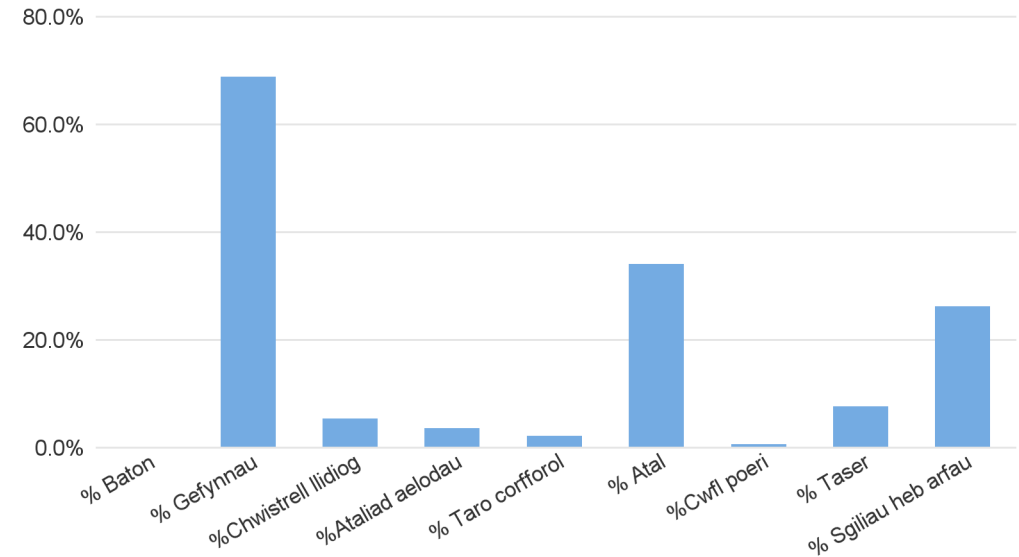
Sut y defnyddiwyd y Taser?

Dull defnyddio'r Taser	Cyfanswm
Dot Coch	59
Wedi'l dynnu	40
Wedi'l saethu	11
Wedi'l anelu	8
Yn crymu	3
Cyfanswm	121

Sut y defnyddiwyd y chwistrell lliidiog?

Sut y defnyddiwyd y chwistrell	Cyfanswm
CS Lleolwyd	43
PAVA Lleolwyd	24
CS Cyflwynwyd yn unig	13
PAVA Cyflwynwyd yn unig	3
Cyfanswm	83

Tacteg a ddefnyddir



Impact Factors

Impact factor	Total	% of all use of force
Alcohol related	840	56.9%
Drugs	425	28.8%
Prior knowledge	333	22.6%
Mental Health	248	16.8%
Acute Behavioural disorder	25	1.7%
Possession of a weapon	127	8.6%
Crowd	82	5.6%
Other	271	18.4%
Size /Gender /Build	505	34.2%

Tactic used

Tactic used by officer	Total	% of all use of force
Restraint	505	34.2%
-Handcuffs	1,017	68.9%
- Limb restraint	56	3.8%
- Spit hood	11	0.7%
Unarmed skills	389	26.4%
Irritant spray	81	5.5%
Physical strike	35	2.4%
Baton	4	0.3%
Taser	115	7.8%

A single occurrence can have multiple impact factors, behaviours, and tactics used by officers.

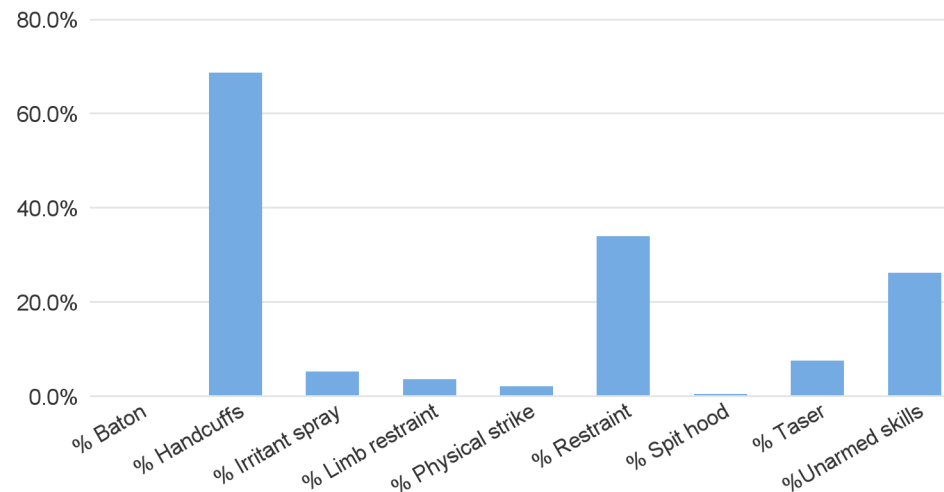
How was Taser used?

Taser Method	Total
Red-dotted	59
Drawn	40
Fired	11
Aimed	8
Arced	3
Total	121

How was irritant spray used?

How was spray used	Total
Irritant spray - CS used	43
Irritant spray - PAVA used	24
Irritant spray - CS drawn	13
Irritant spray - PAVA drawn	3
Total	83

Common tactics used during use of force occurrences



Math o Unigolyn

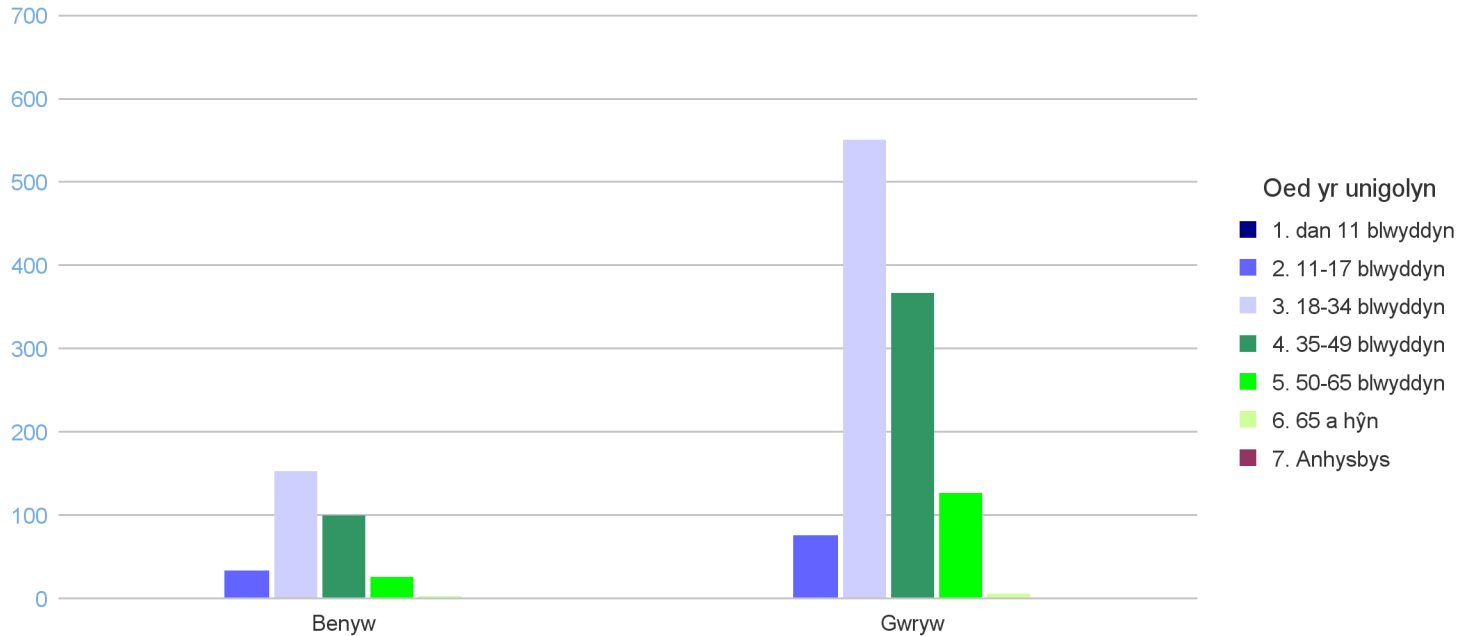
Oed yr unigolyn ar adeg y digwyddiad	Anhysbys	Benyw	Gwryw	Cyfanswm
1. dan 11 blwyddyn	0	1	0	1
2. 11-17 blwyddyn	0	35	77	112
3. 18-34 blwyddyn	0	154	552	706
4. 35-49 blwyddyn	1	101	368	470
5. 50-65 blwyddyn	0	27	128	155
6. 65 a hŷn	0	4	7	11
7. Anhysbys	18	1	1	20
Cyfanswm	19	323	1,133	1,475

Ymddygiad yr unigolyn	Defnydd grym
Cydweithredol	527
Gwrthwynebiad gweithredol	355
Gwrthwynebiad treisgar	295
Gwrthwynebiad llafar/ystumiau â llaw	131
Gwrthwynebu'n dawel	125
Gwrthwynebiad difrifol/treisgar	39
Anhysbus	3
Cyfanswm	1,475

Cyflwr yr unigolyn	Cyfanswm
Anaf i'r unigolyn	64
Triniaeth feddygol wedi darparu i'r unigolyn	72
Triniaeth feddygol wedi cynig i'r unigolyn	91
Cyflwr meddygol yr unigolyn	210

Sylwedd a ddefnyddir	Use of force
Anhysbus	966
Yr effeithir arnynt gan alcohol	435
Heb ei effeithio gan sylweddau	71
Yr effeithir arnynt gan gyffuriau	35

Oed yr unigolyn ar adeg y digwyddiad



Subject Type

Subject age at time of occurrence	Female	Male	Unspecified	Total
1. Under 11 years	1	0	0	1
2. 11-17 years	35	77	0	112
3. 18-34 years	154	552	0	706
4. 35-49 years	101	368	1	470
5. 50-65 years	27	128	0	155
6. 65 and over	4	7	0	11
7. Unknown	1	1	18	20
Total	323	1,133	19	1,475

Subject behaviour	Use of force
Compliant	527
Active resistance	355
Aggressive resistance	295
Verbal resistance/gestures	131
Passive resistance	125
Serious/aggravated resistance	39
Unknown	3
Total	1,475

Subject condition	Total
Subject - injured	64
Subject - Medical assistance provided	72
Subject - Medical assistance offered	91
Subject - Mental condition	210

Substance used	Use of force
Not known	966
Affected by alcohol	435
Not affected by substances	71
Affected by drugs	35

Age and gender profile of use of force subjects in the period

