



Heddlu Gogledd Cymru (HGC) Defnyddio Grym Rhwng 01/10/2022 a 31/12/2022

North Wales Police (NWP) Use of Force between 01/10/2022 and 31/12/2022

Mae'r Swyddfa Gartref yn ei gwneud yn ofynnol i Heddluoedd ledled y wlad gyhoeddi manylion y nifer o weithiau y mae swyddogion wedi defnyddio grym yn ystod eu dyletswyddau.

Nod y gofyniad yw cynyddu tryloywder a rhoi mwy o sicrwydd i'r cyhoedd bod grym, pan gaiff ei ddefnyddio, yn gymesur, yn gyfreithlon, yn atebol ac yn angenrheidiol o dan yr amgylchiadau.

Police Forces across the country are required by the Home Office to issue details of the number of times officers have used force in the course of their duties.

The requirement is aimed at increasing transparency and providing greater reassurance to the public that force, when used is proportionate, lawful, accountable and necessary in the circumstances.

Cynnwys/ Contents	Rhif Tudalen/Page Number
HGC Defnyddio Grym	2
NWP Use of Force	3
Ffactorau Effaith	4
Impact factors and tactics	5
Math o unigolyn	6
Subject profile	7



Heddlu Gogledd Cymru (HGC) Defnyddio Grym Rhwng 01/10/2022 a 31/12/2022

Diweddariwyd y Ddogfen Ddiwethaf: 04/12/2023

Mae'r Swyddfa Gartref yn ei gwneud yn ofynnol i Heddluoedd ledled y wlad gyhoeddi manylion y nifer o weithiau y mae swyddogion wedi defnyddio grym yn ystod eu dyletswyddau.

Nod y gofyniad yw cynyddu tryloywder a rhoi mwy o sicrwydd i'r cyhoedd bod grym, pan gaiff ei ddefnyddio, yn gymesur, yn gyfreithlon, yn atebol ac yn angenrheidiol o dan yr amgylchedd.

Cyfanswm yr Achosion o Rym a ddefnyddiwyd gan swyddogion HGC yn y cyfnod:

1,022

Pryd? – Dyddiau'r wythnos ac amseroedd mae swyddogion wedi defnyddio dros y cyfnod

	00:00 to 00:59	01:00 to 01:59	02:00 to 02:59	03:00 to 03:59	04:00 to 04:59	05:00 to 05:59	06:00 to 06:59	07:00 to 07:59	08:00 to 08:59	09:00 to 09:59	10:00 to 10:59	11:00 to 11:59	12:00 to 12:59	13:00 to 13:59	14:00 to 14:59	15:00 to 15:59	16:00 to 16:59	17:00 to 17:59	18:00 to 18:59	19:00 to 19:59	20:00 to 20:59	21:00 to 21:59	22:00 to 22:59	23:00 to 23:59
Llun	9	5	1	5	0	1	0	3	1	1	0	3	6	6	4	3	5	7	14	4	11	7	11	3
Maw	12	8	1	5	1	2	3	2	14	5	1	2	10	4	5	5	6	5	0	4	13	5	17	1
Mer	10	3	4	2	1	2	2	2	2	7	8	3	1	3	10	7	3	2	4	9	8	5	5	15
Iau	18	5	7	0	0	1	0	5	1	1	4	3	5	2	8	5	5	8	4	4	7	18	5	15
Gwe	5	5	5	4	2	1	1	2	0	2	2	1	6	4	11	0	8	9	7	10	13	22	8	25
Sad	24	11	9	8	10	0	1	1	1	2	4	6	1	3	4	0	7	3	9	9	12	10	7	26
Sul	23	32	14	22	12	4	3	1	0	4	5	1	7	4	3	4	6	2	8	11	9	6	19	11

Ble? - Lleoliadau nodweddiadol lle mae grym wedi'i ddefnyddio yn ystod y cyfnod

Awdurdod lleol	Defnydd grym	% o'r cyfanswm
CONWY	229	22.4%
WRECSAM	225	22.0%
SIR DDINBYCH	189	18.5%
SIR Y FFLINT	189	18.5%
GWYNEDD	102	10.0%
YNYS MÔN	88	8.6%
Cyfanswm	1,022	

10 ward uchaf	Defnydd grym
GORLLEWIN Y RHYL	37
DE ORLLEWIN Y RHYL	29
TUDNO	27
GROSVENOR	22
OFFA	21
GLYN	19
GOGARTH	18
MOSTYN	17
SMITHFIELD	17
BRYNYFFYNNON	14

10 Lleoliad digwyddiad uchaf	Defnydd grym
Lleoliad anhysbus	285
Stryd	280
Annedd	199
Bloc cadw	106
Tir agored	61
Arall	23
Eiddo trwyddedig	20
Cerbyd heddlu heb gawell trin carcharor	14
Cerbyd heddlu gyda chawell trin carcharor	10
Eiddo manwerthu	7



North Wales Police (NWP) Use of Force between 01/10/2022 and 31/12/2022

Document Last Updated: 04/12/2023

Police Forces across the country are required by the Home Office to issue details of the number of times officers have used force in the course of their duties.

The requirement is aimed at increasing transparency and providing greater reassurance to the public that force, when used is proportionate, lawful, accountable and necessary in the circumstances.

Total Instances of Force being used by NWP officers in the period:

1,022

When? - Likely weekdays and times officers have used force for the period

	00:00 to 00:59	01:00 to 01:59	02:00 to 02:59	03:00 to 03:59	04:00 to 04:59	05:00 to 05:59	06:00 to 06:59	07:00 to 07:59	08:00 to 08:59	09:00 to 09:59	10:00 to 10:59	11:00 to 11:59	12:00 to 12:59	13:00 to 13:59	14:00 to 14:59	15:00 to 15:59	16:00 to 16:59	17:00 to 17:59	18:00 to 18:59	19:00 to 19:59	20:00 to 20:59	21:00 to 21:59	22:00 to 22:59	23:00 to 23:59
Mon	9	5	1	5	0	1	0	3	1	1	0	3	6	6	4	3	5	7	14	4	11	7	11	3
Tue	12	8	1	5	1	2	3	2	14	5	1	2	10	4	5	5	6	5	0	4	13	5	17	1
Wed	10	3	4	2	1	2	2	2	2	7	8	3	1	3	10	7	3	2	4	9	8	5	5	15
Thu	18	5	7	0	0	1	0	5	1	1	4	3	5	2	8	5	5	8	4	4	7	18	5	15
Fri	5	5	5	4	2	1	1	2	0	2	2	1	6	4	11	0	8	9	7	10	13	22	8	25
Sat	24	11	9	8	10	0	1	1	1	2	4	6	1	3	4	0	7	3	9	9	12	10	7	26
Sun	23	32	14	22	12	4	3	1	0	4	5	1	7	4	3	4	6	2	8	11	9	6	19	11

Where? - Typical locations where force has been used during the period

Local Authority	Use of force	% of Total
CONWY	229	22.4%
WREXHAM	225	22.0%
DENBIGHSHIRE	189	18.5%
FLINTSHIRE	189	18.5%
GWYNEDD	102	10.0%
ANGLESEY	88	8.6%
Total	1,022	

Top 10 wards	Use of force
RHYL WEST	37
RHYL SOUTH WEST	29
TUDNO	27
GROSVENOR	22
OFFA	21
GLYN	19
GOGARTH	18
MOSTYN	17
SMITHFIELD	17
BRYNYFFYNNON	14

Top 10 Incident location type	Use of force
Unknown	285
Street / Highway	280
Dwelling	199
Custody Block	106
Open ground (e.g. park, car-park, field)	61
Other	23
Licensed Premises	20
Police vehicle without prisoner handling cage	14
Police vehicle with prisoner handling cage	10
Retail premises	7

Ffactorau Effaith

Ffactorau effaith	Cyfanswm	% O bob defnydd rym
Alcohol yn gysylltiedig	570	55.8%
Cyffuriau	307	30.0%
Gwybodaeth flaenorol	223	21.8%
Iechyd meddwl	206	20.2%
Anhwylder ymddygiad aciwt	8	0.8%
Meddiant arf	92	9.0%
Tyrfa	50	4.9%
Arall	140	13.7%
Maint/rhyw/adeilad	329	32.2%

Tacteg a ddefnyddir

Tagtec a ddefnyddir gan y swyddog	Cyfanswm	% O bob defnydd rym
Atal	377	36.9%
-Gefynnau	652	63.8%
- Atal braich neu goes	61	6.0%
- Cwfl poeri	11	1.1%
Sgiliau heb arfau	256	25.0%
Chwistrell lliidiog	52	5.1%
Taro corfforol	19	1.9%
Baton	1	0.1%
Taser	69	6.8%

Gall un digwyddiad fod â ffactorau effaith lluosog, ymddygiadau a thactegau a ddefnyddir gan swyddogion.

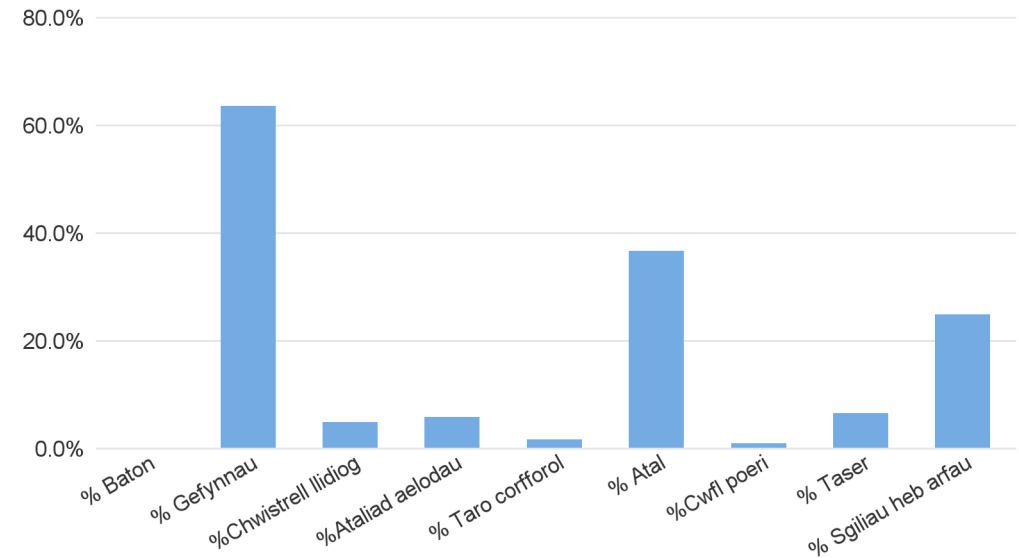
Sut y defnyddiwyd y Taser?

Dull defnyddio'r Taser	Cyfanswm
Dot Coch	37
Wedi'l dynnu	18
Wedi'l saethu	11
Wedi'l anelu	4
Yn crymu	2
Cyfanswm	72

Sut y defnyddiwyd y chwistrell lliidiog?

Sut y defnyddiwyd y chwistrell	Cyfanswm
PAVA Lleolwyd	30
CS Lleolwyd	19
CS Cyflwynwyd yn unig	2
PAVA Cyflwynwyd yn unig	2
Cyfanswm	53

Tacteg a ddefnyddir



Impact Factors

Impact factor	Total	% of all use of force
Alcohol related	570	55.8%
Drugs	307	30.0%
Prior knowledge	223	21.8%
Mental Health	206	20.2%
Acute Behavioural disorder	8	0.8%
Possession of a weapon	92	9.0%
Crowd	50	4.9%
Other	140	13.7%
Size /Gender /Build	329	32.2%

Tactic used

Tactic used by officer	Total	% of all use of force
Restraint	377	36.9%
-Handcuffs	652	63.8%
- Limb restraint	61	6.0%
- Spit hood	11	1.1%
Unarmed skills	256	25.0%
Irritant spray	52	5.1%
Physical strike	19	1.9%
Baton	1	0.1%
Taser	69	6.8%

A single occurrence can have multiple impact factors, behaviours, and tactics used by officers.

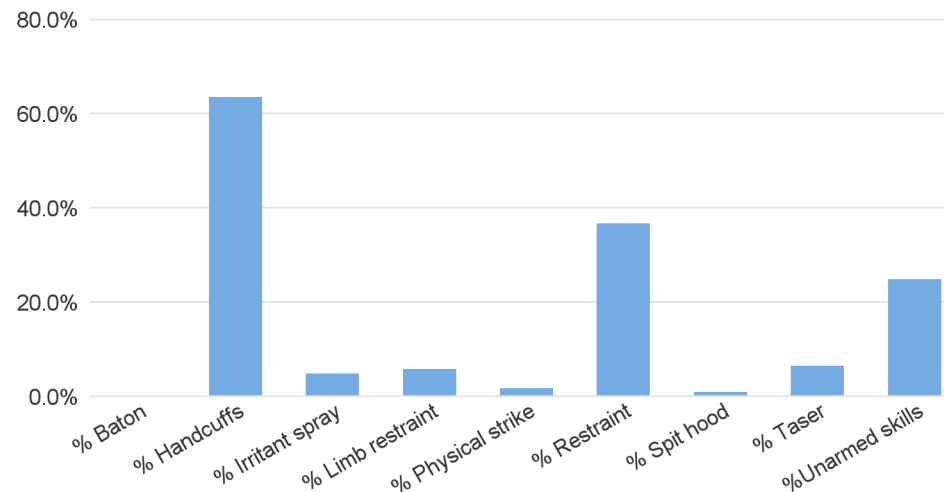
How was Taser used?

Taser Method	Total
Red-dotted	37
Drawn	18
Fired	11
Aimed	4
Arced	2
Total	72

How was irritant spray used?

How was spray used	Total
Irritant spray - PAVA used	30
Irritant spray - CS used	19
Irritant spray - CS drawn	2
Irritant spray - PAVA drawn	2
Total	53

Common tactics used during use of force occurrences



Math o Unigolyn

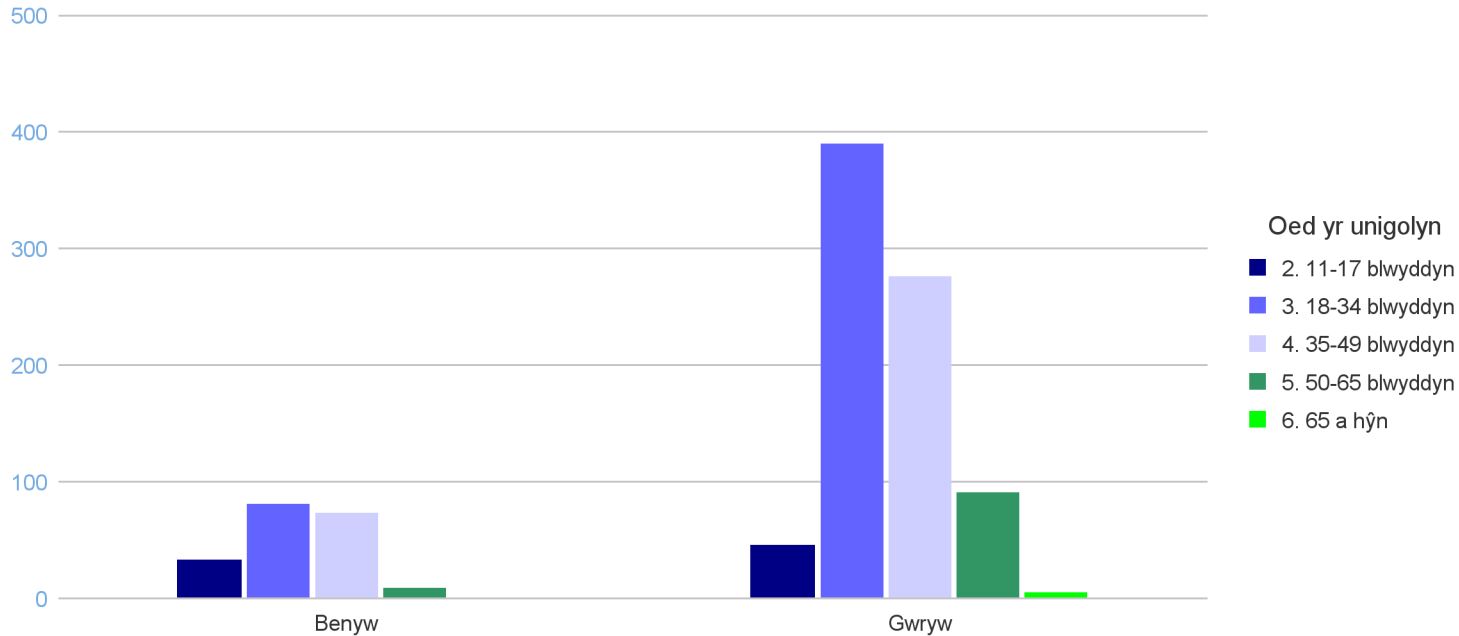
Oed yr unigolyn ar adeg y digwyddiad	Anhysbys	Benyw	Gwryw	Cyfanswm
2. 11-17 blwyddyn	0	34	47	81
3. 18-34 blwyddyn	2	82	391	475
4. 35-49 blwyddyn	0	74	277	351
5. 50-65 blwyddyn	1	10	92	103
6. 65 a hŷn	0	0	6	6
7. Anhysbys	6	0	0	6
Cyfanswm	9	200	813	1,022

Ymddygiad yr unigolyn	Defnydd grym
Cydweithredol	303
Gwrthwynebiad treisgar	219
Gwrthwynebiad gweithredol	197
Anhysbus	120
Gwrthwynebu'n dawel	85
Gwrthwynebiad llafar/ystumiau â llaw	66
Gwrthwynebiad difrifol/treisgar	32
Cyfanswm	1,022

Cyflwr yr unigolyn	Cyfanswm
Anaf i'r unigolyn	30
Triniaeth feddygol wedi darparu i'r unigolyn	33
Triniaeth feddygol wedi cynig i'r unigolyn	40
Cyflwr meddygol yr unigolyn	140

Sylwedd a ddefnyddir	Use of force
Anhysbus	684
Yr effeithir arnynt gan alcohol	330
Heb ei effeithio gan sylweddau	30
Yr effeithir arnynt gan gyffuriau	30

Oed yr unigolyn ar adeg y digwyddiad



North Wales Police (NWP) Use of Force between 01/10/2022 and 31/12/2022

Document Last Updated: 04/12/2023

Subject Type

Subject age at time of occurrence	Female	Male	Unspecified	Total
2. 11-17 years	34	47	0	81
3. 18-34 years	82	391	2	475
4. 35-49 years	74	277	0	351
5. 50-65 years	10	92	1	103
6. 65 and over	0	6	0	6
7. Unknown	0	0	6	6
Total	200	813	9	1,022

Subject behaviour	Use of force
Compliant	303
Aggressive resistance	219
Active resistance	197
Unknown	120
Passive resistance	85
Verbal resistance/gestures	66
Serious/aggravated resistance	32
Total	1,022

Subject condition	Total
Subject - injured	30
Subject - Medical assistance provided	33
Subject - Medical assistance offered	40
Subject - Mental condition	140

Substance used	Use of force
Not known	684
Affected by alcohol	330
Affected by drugs	30
Not affected by substances	30

Age and gender profile of use of force subjects in the period

