



Heddlu Gogledd Cymru (HGC) Defnyddio Grym Rhwng 01/07/2023 a 30/09/2023

North Wales Police (NWP) Use of Force between 01/07/2023 and 30/09/2023

Mae'r Swyddfa Gartref yn ei gwneud yn ofynnol i Heddluoedd ledled y wlad gyhoeddi manylion y nifer o weithiau y mae swyddogion wedi defnyddio grym yn ystod eu dyletswyddau.

Nod y gofyniad yw cynyddu tryloywder a rhoi mwy o sicrwydd i'r cyhoedd bod grym, pan gaiff ei ddefnyddio, yn gymesur, yn gyfreithlon, yn atebol ac yn angenrheidiol o dan yr amgylchiadau.

Police Forces across the country are required by the Home Office to issue details of the number of times officers have used force in the course of their duties.

The requirement is aimed at increasing transparency and providing greater reassurance to the public that force, when used is proportionate, lawful, accountable and necessary in the circumstances.

Cynnwys/ Contents	Rhif Tudalen/Page Number
HGC Defnyddio Grym	2
NWP Use of Force	3
Ffactorau Effaith	4
Impact factors and tactics	5
Math o unigolyn	6
Subject profile	7



Heddlu Gogledd Cymru (HGC) Defnyddio Grym Rhwng 01/07/2023 a 30/09/2023

Diweddarwyd y Ddogfen Ddiwethaf: 04/12/2023

Mae'r Swyddfa Gartref yn ei gwneud yn ofynnol i Heddluoedd ledled y wlad gyhoeddi manylion y nifer o weithiau y mae swyddogion wedi defnyddio grym yn ystod eu dyletswyddau.

Nod y gofyniad yw cynyddu tryloywder a rhoi mwy o sicrwydd i'r cyhoedd bod grym, pan gaiff ei ddefnyddio, yn gymesur, yn gyfreithlon, yn atebol ac yn angenrheidiol o dan yr amgylchedd.

Cyfanswm yr Achosion o Rym a ddefnyddiwyd gan swyddogion HGC yn y cyfnod:

1,555

Pryd? – Dyddiau'r wythnos ac amseroedd mae swyddogion wedi defnyddio dros y cyfnod

	00:00 to 00:59	01:00 to 01:59	02:00 to 02:59	03:00 to 03:59	04:00 to 04:59	05:00 to 05:59	06:00 to 06:59	07:00 to 07:59	08:00 to 08:59	09:00 to 09:59	10:00 to 10:59	11:00 to 11:59	12:00 to 12:59	13:00 to 13:59	14:00 to 14:59	15:00 to 15:59	16:00 to 16:59	17:00 to 17:59	18:00 to 18:59	19:00 to 19:59	20:00 to 20:59	21:00 to 21:59	22:00 to 22:59	23:00 to 23:59
Llun	27	6	4	7	0	1	1	3	0	5	4	5	2	4	11	6	6	9	17	7	15	7	10	16
Maw	17	12	1	4	2	1	1	2	1	11	2	4	6	11	15	13	8	15	13	11	7	11	4	4
Mer	18	9	2	4	3	1	2	0	4	3	7	8	9	7	5	7	4	9	20	12	6	7	10	16
Iau	24	6	6	6	1	0	0	5	11	8	7	8	11	12	7	15	15	8	8	10	13	22	20	18
Gwe	10	19	5	11	0	0	6	5	4	5	4	4	7	4	11	4	21	6	12	12	18	19	24	19
Sad	41	37	8	23	7	1	1	1	2	10	9	4	5	11	6	7	9	5	12	15	23	28	21	26
Sul	43	20	21	8	4	10	10	2	2	8	4	6	7	6	5	4	6	8	6	13	10	17	16	14

Ble? - Lleoliadau nodweddiadol lle mae grym wedi'i ddefnyddio yn ystod y cyfnod

Awdurdod lleol	Defnydd grym	% o'r cyfanswm
CONWY	386	24.8%
GWYNEDD	332	21.3%
WRECSAM	266	17.1%
SIR Y FFLINT	224	14.4%
SIR DDINBYCH	216	13.9%
YNYS MÔN	132	8.5%
Cyfanswm	1,555	

10 ward uchaf	Defnydd grym
GORLLEWIN Y RHYL	57
GLYN	35
MOSTYN	35
GOGARTH	32
SEIONT	30
BRYNYFFYNNON	28
TOWYN	25
GROSVENOR	23
DEINIOL	22
TUDNO	20

10 Lleoliad digwyddiad uchaf	Defnydd grym
Stryd	646
Annedd	386
Tir agored	169
Lleoliad anhysbus	100
Bloc cadw	82
Arall	63
Ysbyty	25
Eiddo manwerthu	22
Cerbyd heddlu gyda chawell trin carcharor	15
Gosodiad iechyd meddwl	14



North Wales Police (NWP) Use of Force between 01/07/2023 and 30/09/2023

Document Last Updated: 04/12/2023

Police Forces across the country are required by the Home Office to issue details of the number of times officers have used force in the course of their duties.

The requirement is aimed at increasing transparency and providing greater reassurance to the public that force, when used is proportionate, lawful, accountable and necessary in the circumstances.

Total Instances of Force being used by NWP officers in the period:

1,555

When? - Likely weekdays and times officers have used force for the period

	00:00 to 00:59	01:00 to 01:59	02:00 to 02:59	03:00 to 03:59	04:00 to 04:59	05:00 to 05:59	06:00 to 06:59	07:00 to 07:59	08:00 to 08:59	09:00 to 09:59	10:00 to 10:59	11:00 to 11:59	12:00 to 12:59	13:00 to 13:59	14:00 to 14:59	15:00 to 15:59	16:00 to 16:59	17:00 to 17:59	18:00 to 18:59	19:00 to 19:59	20:00 to 20:59	21:00 to 21:59	22:00 to 22:59	23:00 to 23:59
Mon	27	6	4	7	0	1	1	3	0	5	4	5	2	4	11	6	6	9	17	7	15	7	10	16
Tue	17	12	1	4	2	1	1	2	1	11	2	4	6	11	15	13	8	15	13	11	7	11	4	4
Wed	18	9	2	4	3	1	2	0	4	3	7	8	9	7	5	7	4	9	20	12	6	7	10	16
Thu	24	6	6	6	1	0	0	5	11	8	7	8	11	12	7	15	15	8	8	10	13	22	20	18
Fri	10	19	5	11	0	0	6	5	4	5	4	4	7	4	11	4	21	6	12	12	18	19	24	19
Sat	41	37	8	23	7	1	1	1	2	10	9	4	5	11	6	7	9	5	12	15	23	28	21	26
Sun	43	20	21	8	4	10	10	2	2	8	4	6	7	6	5	4	6	8	6	13	10	17	16	14

Where? - Typical locations where force has been used during the period

Local Authority	Use of force	% of Total
CONWY	386	24.8%
GWYNEDD	332	21.3%
WREXHAM	266	17.1%
FLINTSHIRE	224	14.4%
DENBIGHSHIRE	216	13.9%
ANGLESEY	132	8.5%
Total	1,555	

Top 10 wards	Use of force
RHYL WEST	57
GLYN	35
MOSTYN	35
GOGARTH	32
SEIONT	30
BRYNYFFYNNON	28
TOWYN	25
GROSVENOR	23
DEINIOL	22
TUDNO	20

Top 10 Incident location type	Use of force
Street / Highway	646
Dwelling	386
Open ground (e.g. park, car-park, field)	169
Unknown	100
Custody Block	82
Other	63
Hospital / A and E (non mental health setting)	25
Retail premises	22
Police vehicle with prisoner handling cage	15
Mental Health Setting	14

Ffactorau Effaith

Ffactorau effaith	Cyfanswm	% O bob defnydd rym
Alcohol yn gysylltiedig	819	52.7%
Cyffuriau	457	29.4%
Gwybodaeth flaenorol	429	27.6%
Iechyd meddwl	320	20.6%
Anhwylder ymddygiad aciwt	24	1.5%
Meddiant arf	173	11.1%
Tyrfa	91	5.9%
Arall	319	20.5%
Maint/rhyw/adeilad	560	36.0%

Tacteg a ddefnyddir

Tagtec a ddefnyddir gan y swyddog	Cyfanswm	% O bob defnydd rym
Atal	511	32.9%
-Gefynnau	1,061	68.2%
- Atal braich neu goes	68	4.4%
- Cwfl poeri	9	0.6%
Sgiliau heb arfau	397	25.5%
Chwistrell lliidiog	66	4.2%
Taro corfforol	40	2.6%
Baton	4	0.3%
Taser	132	8.5%

Gall un digwyddiad fod â ffactorau effaith lluosog, ymddygiadau a thactegau a ddefnyddir gan swyddogion.

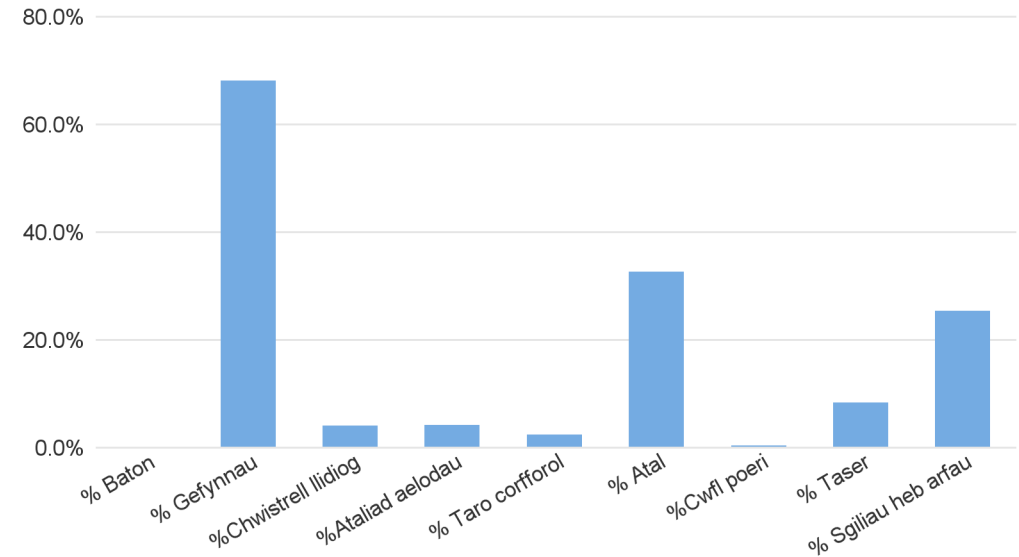
Sut y defnyddiwyd y Taser?

Dull defnyddio'r Taser	Cyfanswm
Dot Coch	86
Wedi'l dynnu	29
Wedi'l saethu	13
Wedi'l anelu	11
Yn crymu	6
Cyfanswm	145

Sut y defnyddiwyd y chwistrell lliidiog?

Sut y defnyddiwyd y chwistrell	Cyfanswm
CS Lleolwyd	35
PAVA Lleolwyd	18
CS Cyflwynwyd yn unig	13
PAVA Cyflwynwyd yn unig	3
Cyfanswm	69

Tacteg a ddefnyddir



Impact Factors

Impact factor	Total	% of all use of force
Alcohol related	819	52.7%
Drugs	457	29.4%
Prior knowledge	429	27.6%
Mental Health	320	20.6%
Acute Behavioural disorder	24	1.5%
Possession of a weapon	173	11.1%
Crowd	91	5.9%
Other	319	20.5%
Size /Gender /Build	560	36.0%

Tactic used

Tactic used by officer	Total	% of all use of force
Restraint	511	32.9%
-Handcuffs	1,061	68.2%
- Limb restraint	68	4.4%
- Spit hood	9	0.6%
Unarmed skills	397	25.5%
Irritant spray	66	4.2%
Physical strike	40	2.6%
Baton	4	0.3%
Taser	132	8.5%

A single occurrence can have multiple impact factors, behaviours, and tactics used by officers.

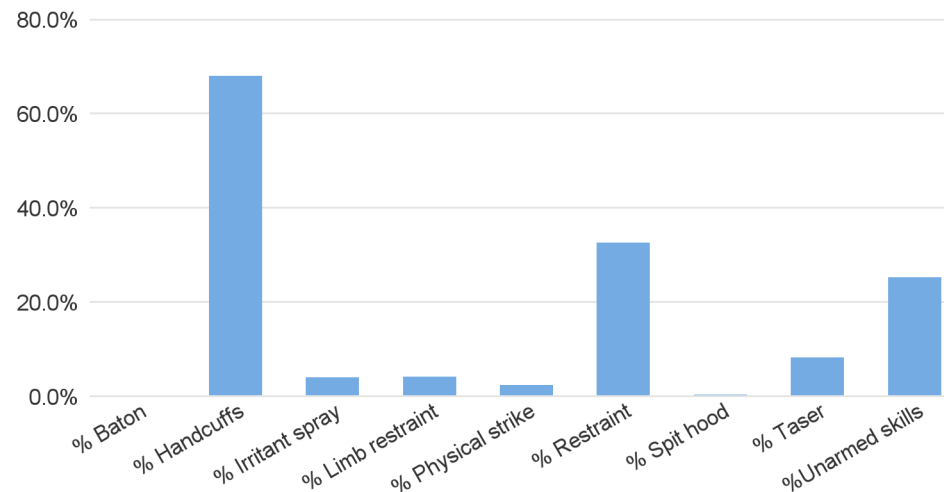
How was Taser used?

Taser Method	Total
Red-dotted	86
Drawn	29
Fired	13
Aimed	11
Arced	6
Total	145

How was irritant spray used?

How was spray used	Total
Irritant spray - CS used	35
Irritant spray - PAVA used	18
Irritant spray - CS drawn	13
Irritant spray - PAVA drawn	3
Total	69

Common tactics used during use of force occurrences



Math o Unigolyn

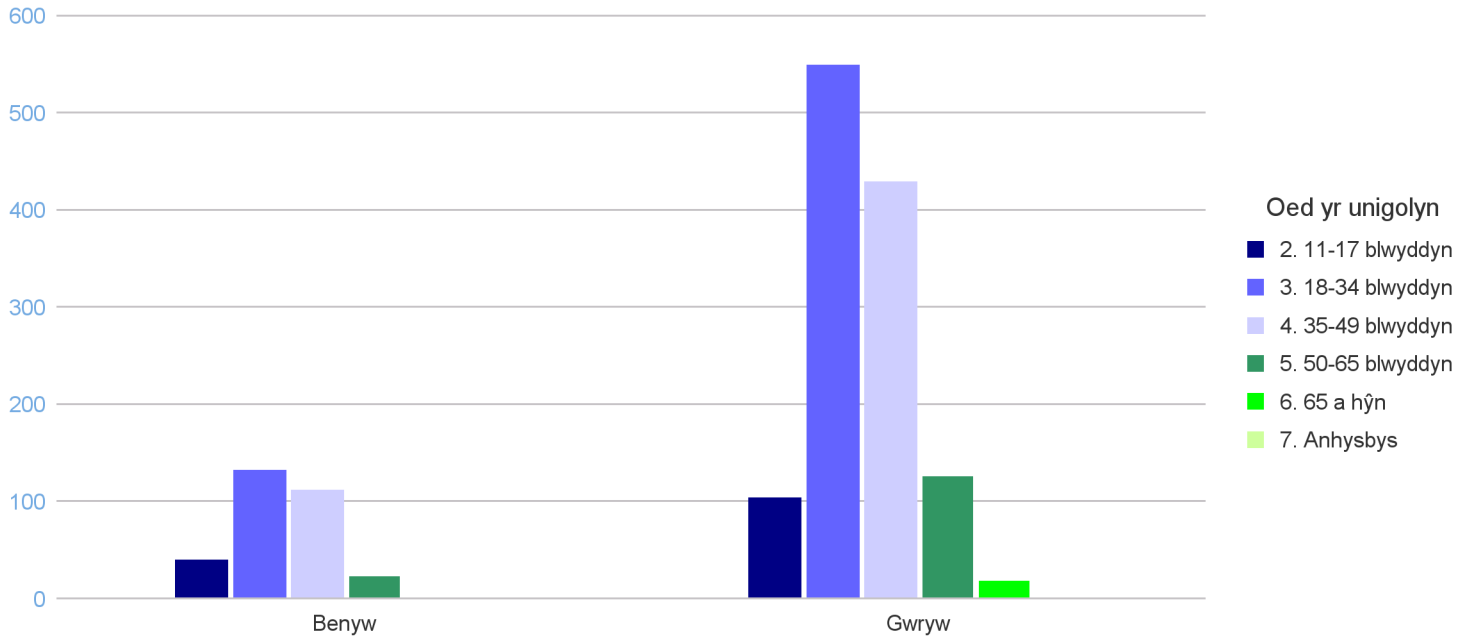
Oed yr unigolyn ar adeg y digwyddiad	Anhysbys	Benyw	Gwryw	Cyfanswm
1. dan 11 blwyddyn	1	0	0	1
2. 11-17 blwyddyn	1	41	105	147
3. 18-34 blwyddyn	1	133	550	684
4. 35-49 blwyddyn	0	113	430	543
5. 50-65 blwyddyn	0	24	127	151
6. 65 a hŷn	0	1	19	20
7. Anhysbys	8	0	1	9
Cyfanswm	11	312	1,232	1,555

Ymddygiad yr unigolyn	Defnydd grym
Cydweithredol	605
Gwrthwynebiad gweithredol	356
Gwrthwynebiad treisgar	266
Gwrthwynebu'n dawel	151
Gwrthwynebiad llafar/ystumiau â llaw	116
Gwrthwynebiad difrifol/treisgar	54
Anhysbus	7
Cyfanswm	1,555

Cyflwr yr unigolyn	Cyfanswm
Anaf i'r unigolyn	44
Triniaeth feddygol wedi darparu i'r unigolyn	64
Triniaeth feddygol wedi cynig i'r unigolyn	70
Cyflwr meddygol yr unigolyn	230

Sylwedd a ddefnyddir	Use of force
Anhysbus	1,051
Yr effeithir arnynt gan alcohol	416
Heb ei effeithio gan sylweddau	81
Yr effeithir arnynt gan gyffuriau	29

Oed yr unigolyn ar adeg y digwyddiad



Subject Type

Subject age at time of occurrence	Female	Male	Unspecified	Total
1. Under 11 years	0	0	1	1
2. 11-17 years	41	105	1	147
3. 18-34 years	133	550	1	684
4. 35-49 years	113	430	0	543
5. 50-65 years	24	127	0	151
6. 65 and over	1	19	0	20
7. Unknown	0	1	8	9
Total	312	1,232	11	1,555

Subject behaviour	Use of force
Compliant	605
Active resistance	356
Aggressive resistance	266
Passive resistance	151
Verbal resistance/gestures	116
Serious/aggravated resistance	54
Unknown	7
Total	1,555

Subject condition	Total
Subject - injured	44
Subject - Medical assistance provided	64
Subject - Medical assistance offered	70
Subject - Mental condition	230

Substance used	Use of force
Not known	1,051
Affected by alcohol	416
Not affected by substances	81
Affected by drugs	29

Age and gender profile of use of force subjects in the period

