



Heddlu Gogledd Cymru (HGC) Defnyddio Grym Rhwng 01/01/2023 a 31/03/2023

North Wales Police (NWP) Use of Force between 01/01/2023 and 31/03/2023

Mae'r Swyddfa Gartref yn ei gwneud yn ofynnol i Heddluoedd ledled y wlad gyhoeddi manylion y nifer o weithiau y mae swyddogion wedi defnyddio grym yn ystod eu dyletswyddau.

Nod y gofyniad yw cynyddu tryloywder a rhoi mwy o sicrwydd i'r cyhoedd bod grym, pan gaiff ei ddefnyddio, yn gymesur, yn gyfreithlon, yn atebol ac yn angenrheidiol o dan yr amgylchiadau.

Police Forces across the country are required by the Home Office to issue details of the number of times officers have used force in the course of their duties.

The requirement is aimed at increasing transparency and providing greater reassurance to the public that force, when used is proportionate, lawful, accountable and necessary in the circumstances.

Cynnwys/ Contents	Rhif Tudalen/Page Number
HGC Defnyddio Grym	2
NWP Use of Force	3
Ffactorau Effaith	4
Impact factors and tactics	5
Math o unigolyn	6
Subject profile	7



Heddlu Gogledd Cymru (HGC) Defnyddio Grym Rhwng 01/01/2023 a 31/03/2023

Diweddarwyd y Ddogfen Ddiwethaf: 04/12/2023

Mae'r Swyddfa Gartref yn ei gwneud yn ofynnol i Heddluoedd ledled y wlad gyhoeddi manylion y nifer o weithiau y mae swyddogion wedi defnyddio grym yn ystod eu dyletswyddau.

Nod y gofyniad yw cynyddu tryloywder a rhoi mwy o sicrwydd i'r cyhoedd bod grym, pan gaiff ei ddefnyddio, yn gymesur, yn gyfreithlon, yn atebol ac yn angenrheidiol o dan yr amgylchedd.

Cyfanswm yr Achosion o Rym a ddefnyddiwyd gan swyddogion HGC yn y cyfnod:

1,171

Pryd? – Dyddiau'r wythnos ac amseroedd mae swyddogion wedi defnyddio dros y cyfnod

	00:00 to 00:59	01:00 to 01:59	02:00 to 02:59	03:00 to 03:59	04:00 to 04:59	05:00 to 05:59	06:00 to 06:59	07:00 to 07:59	08:00 to 08:59	09:00 to 09:59	10:00 to 10:59	11:00 to 11:59	12:00 to 12:59	13:00 to 13:59	14:00 to 14:59	15:00 to 15:59	16:00 to 16:59	17:00 to 17:59	18:00 to 18:59	19:00 to 19:59	20:00 to 20:59	21:00 to 21:59	22:00 to 22:59	23:00 to 23:59
Llun	8	2	13	3	1	1	1	3	2	8	3	8	11	4	6	5	9	4	6	12	6	33	9	7
Maw	10	14	2	8	9	2	0	1	2	2	5	3	10	5	7	8	3	11	6	8	20	6	12	9
Mer	15	5	5	4	1	1	0	3	1	5	3	13	4	4	15	4	4	7	10	5	7	9	8	14
Iau	16	10	2	2	0	3	0	4	1	1	4	4	4	6	5	4	12	14	3	7	4	2	12	15
Gwe	10	4	1	1	1	1	1	0	1	3	3	2	5	10	4	4	4	7	5	3	15	9	18	29
Sad	28	17	13	5	6	1	1	5	3	7	1	7	1	3	3	2	7	9	7	21	14	13	10	19
Sul	32	22	33	10	14	3	4	1	2	2	1	3	0	4	9	4	6	9	6	16	5	11	9	11

Ble? - Lleoliadau nodweddiadol lle mae grym wedi'i ddefnyddio yn ystod y cyfnod

Awdurdod lleol	Defnydd grym	% o'r cyfanswm
CONWY	269	23.0%
WRECSAM	238	20.3%
SIR Y FFLINT	201	17.2%
SIR DDINBYCH	193	16.5%
GWYNEDD	180	15.4%
YNYS MÔN	90	7.7%
Cyfanswm	1,171	

10 ward uchaf	Defnydd grym
GORLLEWIN Y RHYL	71
TUDNO	36
GLYN	31
BRYNYFFYNNON	27
GROSVENOR	23
GOGARTH	22
PANT-YR-AFON/PENMAENAN	19
PWLLHELI NORTH	15
DEINIOL	14
MOSTYN	14
SHOTTON WEST	14

10 Lleoliad digwyddiad uchaf	Defnydd grym
Stryd	339
Annedd	287
Lleoliad anhysbus	224
Tir agored	98
Bloc cadw	95
Arall	49
Eiddo manwerthu	19
Eiddo trwyddedig	16
Gorsaf heddlu	16
Ysbyty	10



North Wales Police (NWP) Use of Force between 01/01/2023 and 31/03/2023

Document Last Updated: 04/12/2023

Police Forces across the country are required by the Home Office to issue details of the number of times officers have used force in the course of their duties.

The requirement is aimed at increasing transparency and providing greater reassurance to the public that force, when used is proportionate, lawful, accountable and necessary in the circumstances.

Total Instances of Force being used by NWP officers in the period:

1,171

When? - Likely weekdays and times officers have used force for the period

	00:00 to 00:59	01:00 to 01:59	02:00 to 02:59	03:00 to 03:59	04:00 to 04:59	05:00 to 05:59	06:00 to 06:59	07:00 to 07:59	08:00 to 08:59	09:00 to 09:59	10:00 to 10:59	11:00 to 11:59	12:00 to 12:59	13:00 to 13:59	14:00 to 14:59	15:00 to 15:59	16:00 to 16:59	17:00 to 17:59	18:00 to 18:59	19:00 to 19:59	20:00 to 20:59	21:00 to 21:59	22:00 to 22:59	23:00 to 23:59
Mon	8	2	13	3	1	1	1	3	2	8	3	8	11	4	6	5	9	4	6	12	6	33	9	7
Tue	10	14	2	8	9	2	0	1	2	2	5	3	10	5	7	8	3	11	6	8	20	6	12	9
Wed	15	5	5	4	1	1	0	3	1	5	3	13	4	4	15	4	4	7	10	5	7	9	8	14
Thu	16	10	2	2	0	3	0	4	1	1	4	4	4	6	5	4	12	14	3	7	4	2	12	15
Fri	10	4	1	1	1	1	1	0	1	3	3	2	5	10	4	4	4	7	5	3	15	9	18	29
Sat	28	17	13	5	6	1	1	5	3	7	1	7	1	3	3	2	7	9	7	21	14	13	10	19
Sun	32	22	33	10	14	3	4	1	2	2	1	3	0	4	9	4	6	9	6	16	5	11	9	11

Where? - Typical locations where force has been used during the period

Local Authority	Use of force	% of Total
CONWY	269	23.0%
WREXHAM	238	20.3%
FLINTSHIRE	201	17.2%
DENBIGHSHIRE	193	16.5%
GWYNEDD	180	15.4%
ANGLESEY	90	7.7%
Total	1,171	

Top 10 wards	Use of force
RHYL WEST	71
TUDNO	36
GLYN	31
BRYNYFFYNNON	27
GROSVENOR	23
GOGARTH	22
PANT-YR-AFON/PENMAENAN	19
PWLLHELI NORTH	15
DEINIOL	14
MOSTYN	14
SHOTTON WEST	14

Top 10 Incident location type	Use of force
Street / Highway	339
Dwelling	287
Unknown	224
Open ground (e.g. park, car-park, field)	98
Custody Block	95
Other	49
Retail premises	19
Licensed Premises	16
Police station (excluding custody block)	16
Hospital / A and E (non mental health setting)	10

Ffactorau Effaith

Ffactorau effaith	Cyfanswm	% O bob defnydd rym
Alcohol yn gysylltiedig	599	51.2%
Cyffuriau	318	27.2%
Gwybodaeth flaenorol	271	23.1%
Iechyd meddwl	216	18.4%
Anhwylder ymddygiad aciwt	14	1.2%
Meddiant arf	100	8.5%
Tyrfa	53	4.5%
Arall	197	16.8%
Maint/rhyw/adeilad	418	35.7%

Tacteg a ddefnyddir

Tagtec a ddefnyddir gan y swyddog	Cyfanswm	% O bob defnydd rym
Atal	358	30.6%
-Gefynnau	795	67.9%
- Atal braich neu goes	61	5.2%
- Cwfl poeri	12	1.0%
Sgiliau heb arfau	255	21.8%
Chwistrell lliidiog	52	4.4%
Taro corfforol	22	1.9%
Baton	3	0.3%
Taser	104	8.9%

Gall un digwyddiad fod â ffactorau effaith lluosog, ymddygiadau a thactegau a ddefnyddir gan swyddogion.

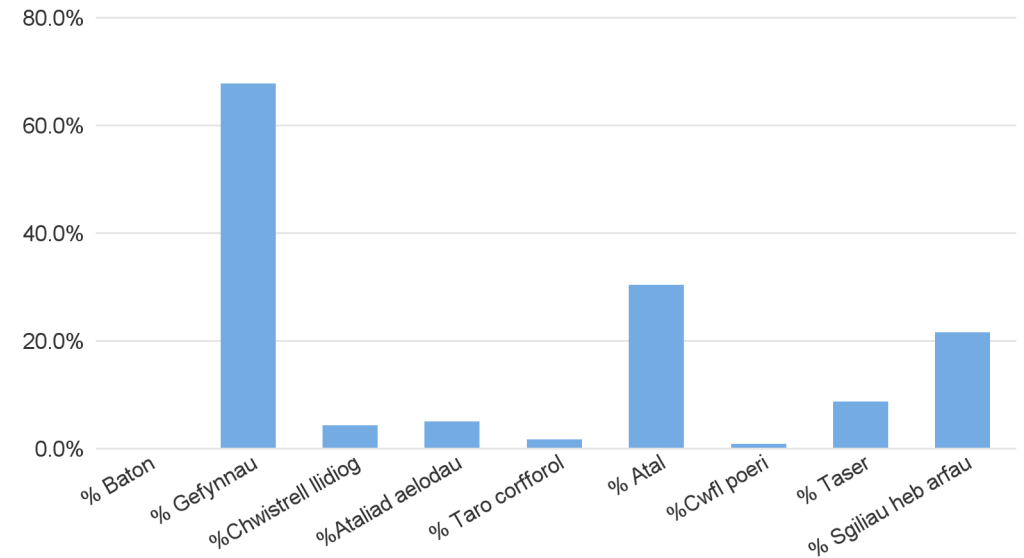
Sut y defnyddiwyd y Taser?

Dull defnyddio'r Taser	Cyfanswm
Dot Coch	63
Wedi'l dynnu	24
Wedi'l anelu	7
Wedi'l saethu	7
Yn crymu	2
Cyfanswm	103

Sut y defnyddiwyd y chwistrell lliidiog?

Sut y defnyddiwyd y chwistrell	Cyfanswm
CS Lleolwyd	24
PAVA Lleolwyd	21
CS Cyflwynwyd yn unig	6
PAVA Cyflwynwyd yn unig	6
Cyfanswm	57

Tacteg a ddefnyddir



Impact Factors

Impact factor	Total	% of all use of force
Alcohol related	599	51.2%
Drugs	318	27.2%
Prior knowledge	271	23.1%
Mental Health	216	18.4%
Acute Behavioural disorder	14	1.2%
Possession of a weapon	100	8.5%
Crowd	53	4.5%
Other	197	16.8%
Size /Gender /Build	418	35.7%

Tactic used

Tactic used by officer	Total	% of all use of force
Restraint	358	30.6%
-Handcuffs	795	67.9%
- Limb restraint	61	5.2%
- Spit hood	12	1.0%
Unarmed skills	255	21.8%
Irritant spray	52	4.4%
Physical strike	22	1.9%
Baton	3	0.3%
Taser	104	8.9%

A single occurrence can have multiple impact factors, behaviours, and tactics used by officers.

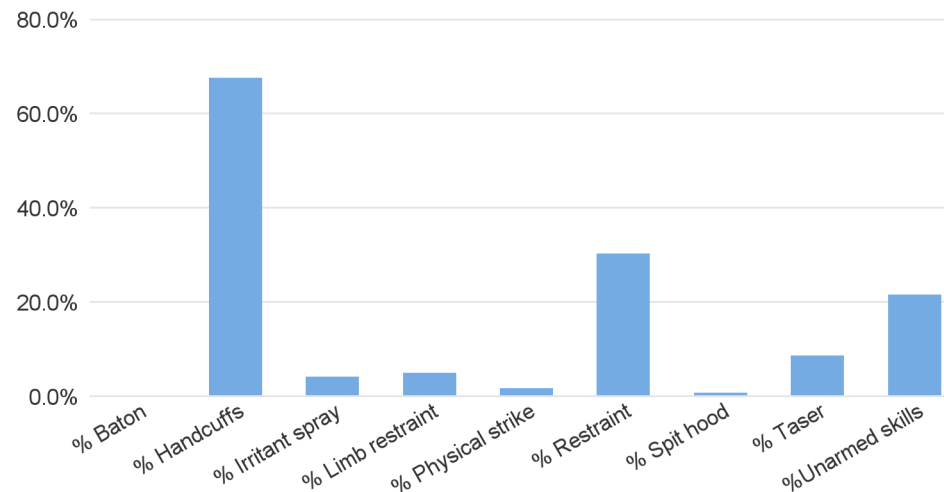
How was Taser used?

Taser Method	Total
Red-dotted	63
Drawn	24
Aimed	7
Fired	7
Arced	2
Total	103

How was irritant spray used?

How was spray used	Total
Irritant spray - CS used	24
Irritant spray - PAVA used	21
Irritant spray - CS drawn	6
Irritant spray - PAVA drawn	6
Total	57

Common tactics used during use of force occurrences



Math o Unigolyn

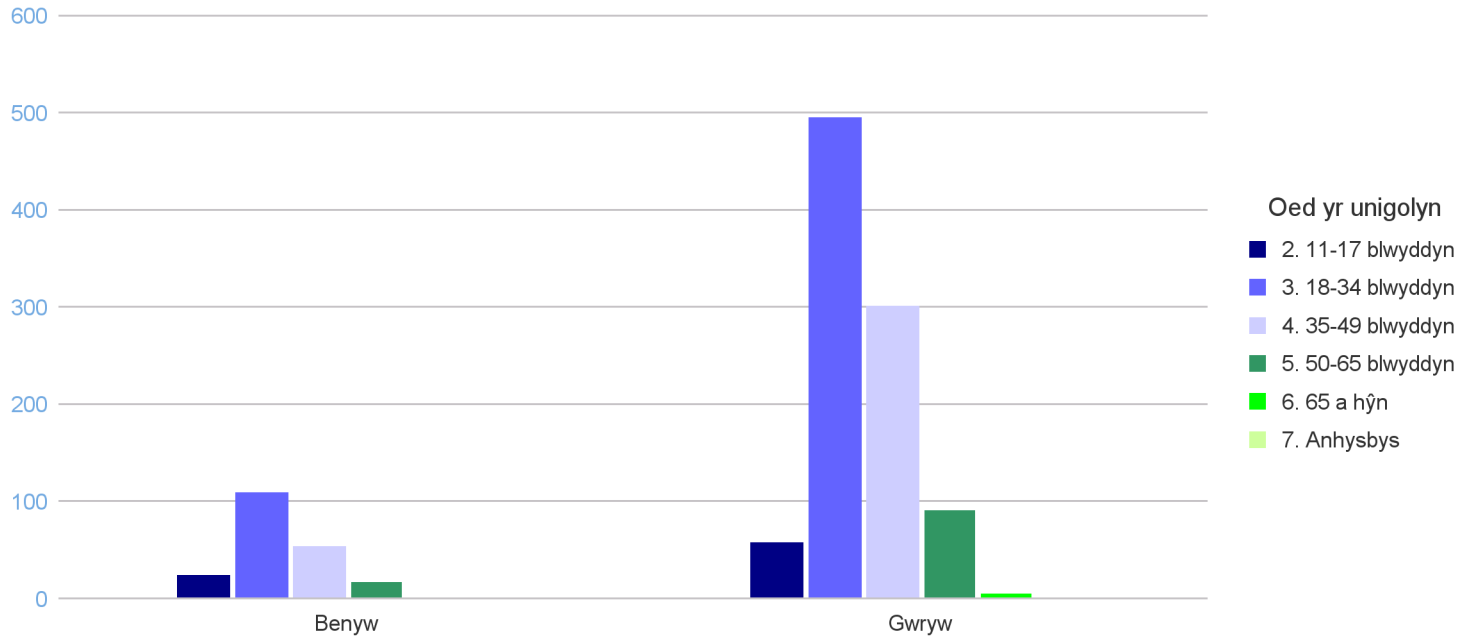
Oed yr unigolyn ar adeg y digwyddiad	Anhysbys	Benyw	Gwryw	Cyfanswm
2. 11-17 blwyddyn	0	25	59	84
3. 18-34 blwyddyn	0	110	496	606
4. 35-49 blwyddyn	1	55	302	358
5. 50-65 blwyddyn	0	18	92	110
6. 65 a hŷn	0	1	6	7
7. Anhysbys	5	0	1	6
Cyfanswm	6	209	956	1,171

Ymddygiad yr unigolyn	Defnydd grym
Cydweithredol	419
Gwrthwynebiad gweithredol	239
Gwrthwynebiad treisgar	194
Gwrthwynebu'n dawel	123
Anhysbus	90
Gwrthwynebiad llafar/ystumiau â llaw	81
Gwrthwynebiad difrifol/treisgar	25
Cyfanswm	1,171

Cyflwr yr unigolyn	Cyfanswm
Anaf i'r unigolyn	29
Triniaeth feddygol wedi darparu i'r unigolyn	38
Triniaeth feddygol wedi cynig i'r unigolyn	50
Cyflwr meddygol yr unigolyn	142

Sylwedd a ddefnyddir	Use of force
Anhysbus	788
Yr effeithir arnynt gan alcohol	338
Heb ei effeithio gan sylweddau	44
Yr effeithir arnynt gan gyffuriau	27

Oed yr unigolyn ar adeg y digwyddiad



Subject Type

Subject age at time of occurrence	Female	Male	Unspecified	Total
2. 11-17 years	25	59	0	84
3. 18-34 years	110	496	0	606
4. 35-49 years	55	302	1	358
5. 50-65 years	18	92	0	110
6. 65 and over	1	6	0	7
7. Unknown	0	1	5	6
Total	209	956	6	1,171

Subject behaviour	Use of force
Compliant	419
Active resistance	239
Aggressive resistance	194
Passive resistance	123
Unknown	90
Verbal resistance/gestures	81
Serious/aggravated resistance	25
Total	1,171

Subject condition	Total
Subject - injured	29
Subject - Medical assistance provided	38
Subject - Medical assistance offered	50
Subject - Mental condition	142

Substance used	Use of force
Not known	788
Affected by alcohol	338
Not affected by substances	44
Affected by drugs	27

Age and gender profile of use of force subjects in the period

