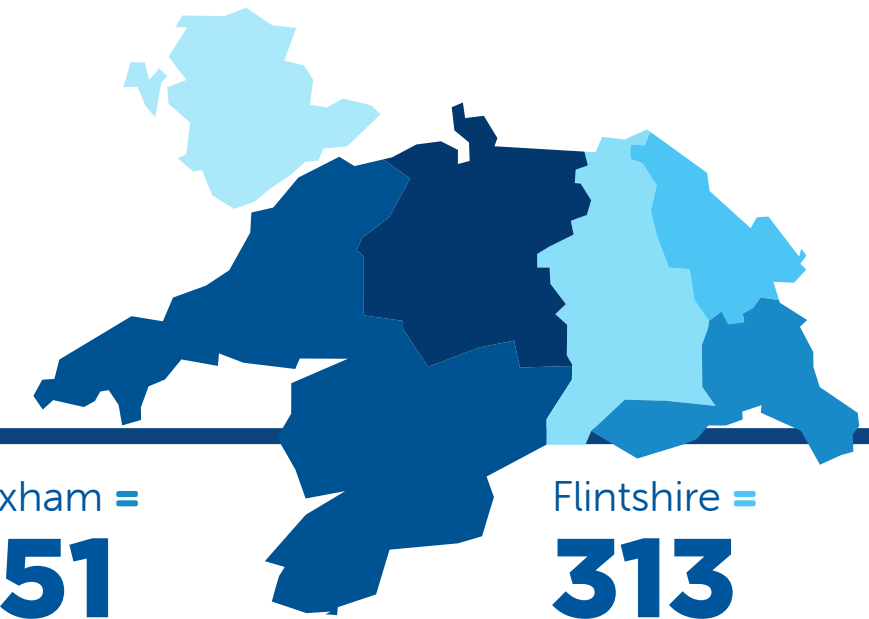




**HEDDLU
GOGLEDD CYMRU
NORTH WALES
POLICE**

USE OF FORCE

Activity in North Wales force area
Between **01/2024** and **03/2024**



TOTAL INCIDENTS: **14,480**

INCIDENTS WHERE USE OF FORCE WAS USED:

1,192



OFFICERS USING FORCE - FORM SUBMISSIONS:

1,640



ARRESTS:

1,385



DETAINED - MENTAL HEALTH ACT:

36



HOSPITALISED:

49



Anglesey =

98

Gwynedd =

256

Conwy =

286

Denbighshire =

236

Wrexham =

451

Flintshire =

313

OFFICERS:

Assaulted and injured

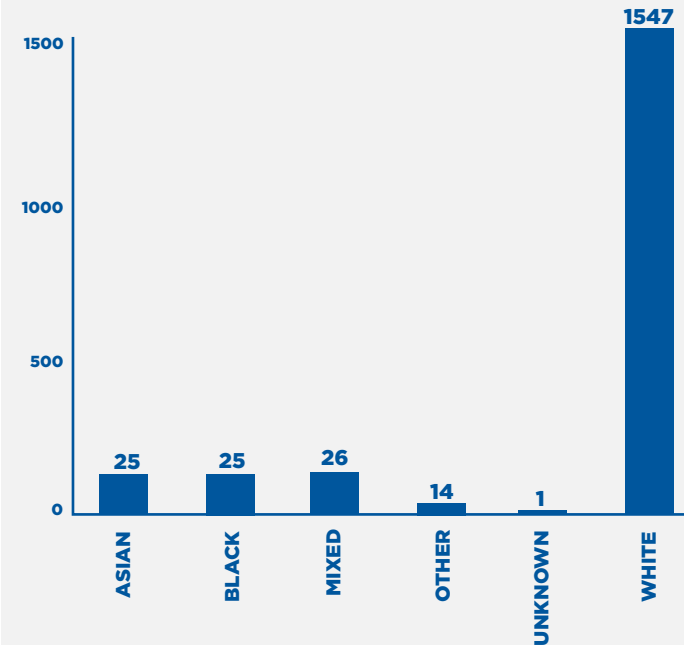
30

Assaulted not injured

77



ETHNICITY



SUBJECT PROFILE:

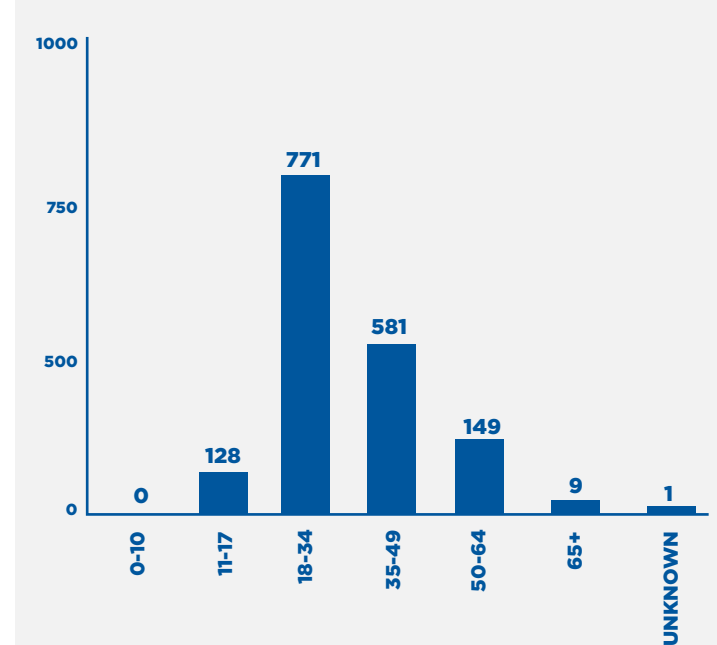


1,313



321

AGE



RESISTANCE ENCOUNTERED:

Compliant

757

Aggressive resistance

214

Verbal resistance/gestures

130

Active resistance

344

Passive resistance

161

Serious/aggravated resistance

33



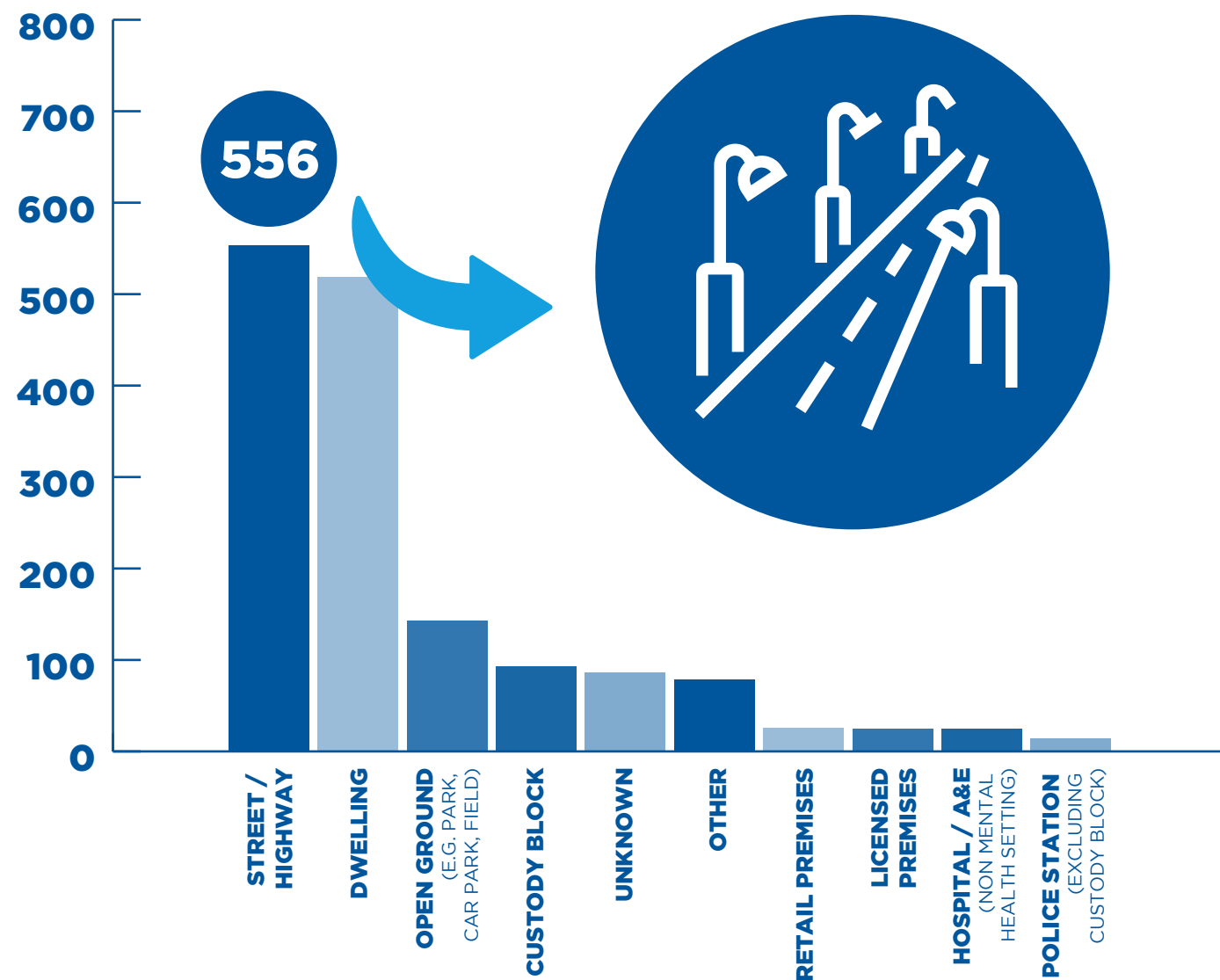
WHEN? LIKELY WEEKDAYS AND TIMES OFFICERS HAVE USED FORCE FOR THE PERIOD:



SUNDAY
00:00 to 00:59 **43**

| | 00:00 to 00:59 | 01:00 to 01:59 | 02:00 to 02:59 | 03:00 to 03:59 | 04:00 to 04:59 | 05:00 to 05:59 | 06:00 to 06:59 | 07:00 to 07:59 | 08:00 to 08:59 | 09:00 to 09:59 | 10:00 to 10:59 | 11:00 to 11:59 | 12:00 to 12:59 | 13:00 to 13:59 | 14:00 to 14:59 | 15:00 to 15:59 | 16:00 to 16:59 | 17:00 to 17:59 | 18:00 to 18:59 | 19:00 to 19:59 | 20:00 to 20:59 | 21:00 to 21:59 | 22:00 to 22:59 | 23:00 to 23:59 |
|------------|----------------|----------------|----------------|----------------|----------------|----------------|----------------|----------------|----------------|----------------|----------------|----------------|----------------|----------------|----------------|----------------|----------------|----------------|----------------|----------------|----------------|----------------|----------------|----------------|
| Mon | 43 | 12 | 10 | 9 | 1 | 3 | 2 | 1 | 3 | 4 | 11 | 4 | 11 | 8 | 10 | 10 | 14 | 6 | 18 | 25 | 18 | 20 | 14 | 14 |
| Tue | 24 | 7 | 6 | 3 | 3 | 3 | 4 | 2 | 2 | 11 | 9 | 8 | 10 | 7 | 17 | 10 | 9 | 6 | 12 | 9 | 22 | 6 | 5 | 13 |
| Wed | 26 | 9 | 8 | 0 | 2 | 1 | 1 | 2 | 5 | 4 | 10 | 16 | 11 | 6 | 7 | 7 | 9 | 8 | 3 | 3 | 17 | 12 | 6 | 5 |
| Thu | 27 | 9 | 7 | 3 | 2 | 2 | 1 | 1 | 2 | 9 | 8 | 12 | 5 | 3 | 9 | 17 | 21 | 7 | 15 | 6 | 2 | 4 | 12 | 15 |
| Fri | 20 | 10 | 12 | 6 | 5 | 1 | 1 | 4 | 7 | 4 | 7 | 6 | 3 | 6 | 8 | 7 | 17 | 11 | 14 | 12 | 14 | 18 | 15 | 17 |
| Sat | 27 | 15 | 17 | 18 | 5 | 4 | 3 | 7 | 7 | 11 | 13 | 6 | 6 | 9 | 9 | 13 | 3 | 4 | 17 | 15 | 11 | 17 | 18 | 27 |
| Sun | 39 | 21 | 16 | 22 | 5 | 0 | 3 | 5 | 0 | 4 | 6 | 9 | 9 | 10 | 6 | 12 | 13 | 10 | 15 | 13 | 18 | 13 | 17 | 11 |

TOP 10 INCIDENT LOCATION TYPE



IMPACT FACTORS:

44.6%
cited alcohol

27.4%
cited drugs

| | |
|----------------------------|-------|
| PRIOR KNOWLEDGE | 28.6% |
| MENTAL HEALTH | 19.1% |
| ACUTE BEHAVIOURAL DISORDER | 1.5% |
| POSSESSION OF A WEAPON | 9.9% |
| CROWD | 5.4% |
| OTHER | 21.8% |
| SIZE/GENDER/BUILD | 34.5% |

TACTIC USED:

There can be multiple factors and tactics per UOF incident

| | |
|----------------|-------|
| RESTRAINT | 9.3% |
| HANDCUFFS | 73.8% |
| LIMB RESTRAINT | 3.0% |
| SPIT GUARDS | 0.5% |
| UNARMED SKILLS | 20.5% |
| BATON | 0.1% |

7.1%
cited taser

2.6%
cited irritant spray