



Heddlu Gogledd Cymru (HGC) Defnyddio Grym Rhwng 01/04/2022 a 30/06/2022

North Wales Police (NWP) Use of Force between 01/04/2022 and 30/06/2022

Mae'r Swyddfa Gartref yn ei gwneud yn ofynnol i Heddluoedd ledled y wlad gyhoeddi manylion y nifer o weithiau y mae swyddogion wedi defnyddio grym yn ystod eu dyletswyddau.

Nod y gofyniad yw cynyddu tryloywder a rhoi mwy o sicrwydd i'r cyhoedd bod grym, pan gaiff ei ddefnyddio, yn gymesur, yn gyfreithlon, yn atebol ac yn angenrheidiol o dan yr amgylchiadau.

Police Forces across the country are required by the Home Office to issue details of the number of times officers have used force in the course of their duties.

The requirement is aimed at increasing transparency and providing greater reassurance to the public that force, when used is proportionate, lawful, accountable and necessary in the circumstances.

Cynnwys/Contents	Rhif tudalen/ Page number
HGC Defnyddio Grym	2
NWP Use of Force	3
Ffactorau Effaith	4
Impact factors and tactics	5
Math o Unigolyn	6
Subject Profile	7



Heddlu Gogledd Cymru (HGC) Defnyddio Grym Rhwng 01/04/2022 a 30/06/2022

Diweddarwyd y Ddogfen Ddiwethaf: 01/07/2022 10:14

Mae'r Swyddfa Gartref yn ei gwneud yn ofynnol i Heddluoedd ledled y wlad gyhoeddi manylion y nifer o weithiau y mae swyddogion wedi defnyddio grym yn ystod eu dyletswyddau.

Nod y gofyniad yw cynyddu tryloywder a rhoi mwy o sicrwydd i'r cyhoedd bod grym, pan gaiff ei ddefnyddio, yn gymesur, yn gyfreithlon, yn atebol ac yn angenrheidiol o dan yr amgylchiadau.

Cyfanswm yr Achosion o Rym a ddefnyddiwyd gan swyddogion HGC yn y cyfnod:

1,290

Pryd? – Dyddiau'r wythnos ac amseroedd mae swyddogion wedi defnyddio dros y cyfnod.

	00:00 to 00:59	01:00 to 01:59	02:00 to 02:59	03:00 to 03:59	04:00 to 04:59	05:00 to 05:59	06:00 to 06:59	07:00 to 07:59	08:00 to 08:59	09:00 to 09:59	10:00 to 10:59	11:00 to 11:59	12:00 to 12:59	13:00 to 13:59	14:00 to 14:59	15:00 to 15:59	16:00 to 16:59	17:00 to 17:59	18:00 to 18:59	19:00 to 19:59	20:00 to 20:59	21:00 to 21:59	22:00 to 22:59	23:00 to 23:59
Llun	14	5	6	5	3	1	2	3	0	6	3	2	3	3	4	9	9	2	5	5	4	4	12	14
Maw	8	6	5	5	0	2	0	5	2	2	4	7	4	4	5	11	15	10	17	9	9	7	25	17
Mer	17	7	6	0	2	2	0	0	1	1	2	8	11	5	3	8	7	7	11	4	8	18	21	16
Iau	20	4	5	5	0	5	3	0	2	2	5	6	1	4	7	5	8	5	9	4	14	13	17	15
Gwe	12	3	10	7	0	0	1	2	2	7	3	15	4	3	10	5	5	9	13	10	15	20	27	12
Sad	29	12	21	19	12	1	2	4	0	3	2	2	2	12	4	7	11	7	12	17	26	20	26	11
Sul	37	26	15	17	3	2	5	0	0	5	3	1	3	4	1	14	3	11	12	5	10	11	10	8

Ble? - Lleoliadau nodweddiadol lle mae grym wedi'i ddefnyddio yn ystod y cyfnod.

Awdurdod Lleol	Defnydd Grym	% o'r cyfanswm
WRECSAM	315	24.38%
SIR DDINBYCH	241	18.65%
CONWY	240	18.58%
GWYNEDD	219	16.95%
SIR Y FFLINT	197	15.25%
YNYS MÔN	80	6.19%
Total	1,292	

10 Ward Uchaf	Defnydd Grym
Gorllewin y Rhyl	81
Smithfield	45
Brynyffynnon	40
Tywyn	33
Connah's Quay Golftyn	24
Grosvenor	24
Gogarth	23
Glyn	22
Rhyl East	22
Offa	21

Lleoliadau nodweddiadol	Defnydd Grym
Stryd/Priffordd	503
Yn nalfa, gorsaf, neu gerbyd HGCE	233
Annedd	302
Lleoliad Anhysbys	4



North Wales Police (NWP) Use of Force between 01/04/2022 and 30/06/2022

Document Last Updated: 01/07/2022 10:14

Police Forces across the country are required by the Home Office to issue details of the number of times officers have used force in the course of their duties.

The requirement is aimed at increasing transparency and providing greater reassurance to the public that force, when used is proportionate, lawful, accountable and necessary in the circumstances.

Total Instances of Force being used by NWP officers in the period: **1,290**

When? - Likely weekdays and times officers have used force for the period.

	00:00 to 00:59	01:00 to 01:59	02:00 to 02:59	03:00 to 03:59	04:00 to 04:59	05:00 to 05:59	06:00 to 06:59	07:00 to 07:59	08:00 to 08:59	09:00 to 09:59	10:00 to 10:59	11:00 to 11:59	12:00 to 12:59	13:00 to 13:59	14:00 to 14:59	15:00 to 15:59	16:00 to 16:59	17:00 to 17:59	18:00 to 18:59	19:00 to 19:59	20:00 to 20:59	21:00 to 21:59	22:00 to 22:59	23:00 to 23:59
Mon	14	5	6	5	3	1	2	3	0	6	3	2	3	3	4	9	9	2	5	5	4	4	12	14
Tue	8	6	5	5	0	2	0	5	2	2	4	7	4	4	5	11	15	10	17	9	9	7	25	17
Wed	17	7	6	0	2	2	0	0	1	1	2	8	11	5	3	8	7	7	11	4	8	18	21	16
Thu	20	4	5	5	0	5	3	0	2	2	5	6	1	4	7	5	8	5	9	4	14	13	17	15
Fri	12	3	10	7	0	0	1	2	2	7	3	15	4	3	10	5	5	9	13	10	15	20	27	12
Sat	29	12	21	19	12	1	2	4	0	3	2	2	2	12	4	7	11	7	12	17	26	20	26	11
Sun	37	26	15	17	3	2	5	0	0	5	3	1	3	4	1	14	3	11	12	5	10	11	10	8

Where? - Typical locations where force has been used during the period.

Local Authority	Use of force	% of total
WREXHAM	315	24.38%
DENBIGHSHIRE	241	18.65%
CONWY	240	18.58%
GWYNEDD	219	16.95%
FLINTSHIRE	197	15.25%
ANGLESEY	80	6.19%
Total	1,292	

Top 10 Wards	Use of force
Rhyl West	81
Smithfield	45
Brynyffynnon	40
Towyn	31
Connah's Quay Goffryn	24
Grosvenor	24
Gogarth	23
Glyn	22
Rhyl East	22
Offa	21

Typical specified locations	Use of Force
Street/Highway	503
In a NWP custody suite, station or vehicle	233
Dwelling	302
Unknown Location	4

Ffactorau Effaith

Ffactorau Effaith	Cyfanswm	% o bob defnydd o rym
Alcohol yn gysylltiedig	552	42.8%
Cyffuriau	242	18.8%
Ymddygiad treisgar neu iaith ddifriol	263	20.4%

Tacteg a ddefnyddir

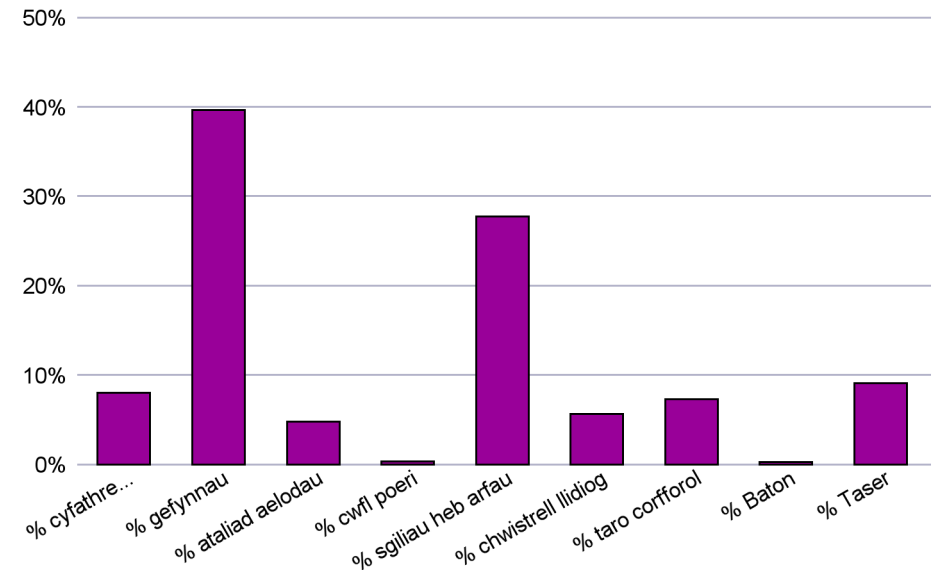
Tacteg a ddefnyddir	Cyfanswm	% o bob defnydd o rym
Cyfathrebu tactegol (gorchmynion llafar)	103	8.0%
Atal	1,052	81.6%
- Gefynnau	511	39.6%
- Atal braich neu goes	62	4.8%
- Cwfl Poeri	4	0.3%
Sgiliau heb arfau	358	27.8%
Chwistrell llidiog	73	5.7%
Taro Corfforol	94	7.3%
Baton	3	0.2%
Taser	117	9.1%

Sut y defnyddiwyd y chwistrell llidiog

Sut y defnyddiwyd y chwistrell	Cyfanswm
Lleolwyd	64
Cyflwynwyd yn unig	3
Amhenodol	6
Cyfanswm	73

Gall un digwyddiad fod â ffactorau effaith lluosog, ymddygiadau a thactegau a ddefnyddir gan swyddogion.

Tacteg a ddefnyddir



Sut y defnyddiwyd y Taser?

Dull defnyddio'r Taser	Cyfanswm
Wedi'i anelu	10
Wedi'i dynnu	23
Wedi'i saethu	13
Dot Coch	66
Amhenodol	5
Cyfanswm	117

Impact Factors

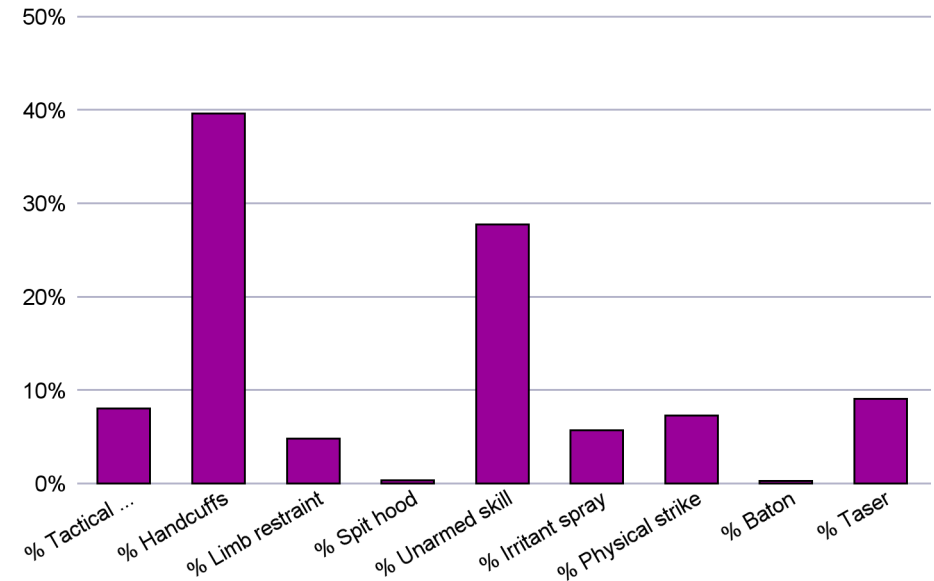
Impact factor	Total	% of all use of force
Alcohol related	552	42.8%
Drugs	242	18.8%
Violent behaviour or abusive language	263	20.4%

Tactic used

Tactic used by officer	Total	% of all use of force
Tactical communications (verbal commands)	103	8.0%
Restraint	1,052	81.6%
- Handcuffs	511	39.6%
- Limb restraint	62	4.8%
- Spit hood	4	0.3%
Unarmed skills	358	27.8%
Irritant spray	73	5.7%
Physical Strike	94	7.3%
Baton	3	0.2%
Taser	117	9.1%

A single occurrence can have multiple impact factors, behaviours, and tactics used by officers.

Common tactics used during use of force occurrences



How was irritant spray used?

How was spray used	Total
Deployed	64
Presentation only	3
Unspecified	6
Total	73

How was Taser used?

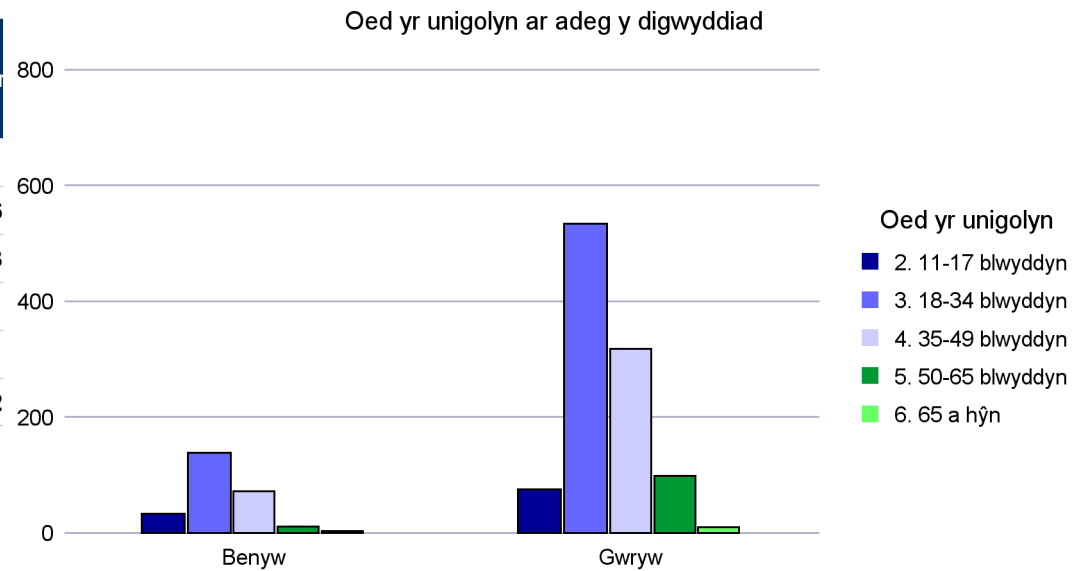
Taser method	Total
Aimed	10
Drawn	23
Fired	13
Red dot	66
Unspecified	5
Total	117

Math o Unigolyn

Ymddygiad yr unigolyn	Cyfanswm
Gwrthwynebiad gweithredol	329
Gwrthwynebiad treisgar	290
Cydweithredol	444
Gwrthwynebiad llafar/ystumiau â llaw	88
Gwrthwynebu'n dawel	102
Gwrthwynebiad difrifol/treisgar	36
	1
Total	1,290

Cyflwr yr unigolyn	Cyfanswm
Cyflwr meddygol neu feddylio yr unigolyn	311
Anaf l'r unigolyn	46
Unigolyn angen triniaeth	5

Oed yr unigolyn ar adeg y digwyddiad	Anhysbys	Benyw	Gwryw	Cyfanswm
2. 11-17 blwyddyn	1	33	75	1
3. 18-34 blwyddyn	0	138	534	6
4. 35-49 blwyddyn	0	72	317	3
5. 50-65 blwyddyn	0	10	98	1
6. 65 a hŷn	0	3	9	
Cyfanswm	1	256	1033	12



Subject Type

Subject behaviour	Use of force
Active resistance	329
Aggressive resistance	290
Compliant	444
Hist - Verbal resistance/gestures	88
Passive resistance	102
Serious/aggravated resistance	36
	1
Total	1,290

Subject condition	Total
Subject medical or mental condition	311
Subject injured	46
Subject required treatment	5

Subject age at time of occurrence	Female	Male	Unspecified	Total
2. 11-17 years	33	75	1	109
3. 18-34 years	138	534	0	672
4. 35-49 years	72	317	0	389
5. 50-65 years	10	98	0	108
6. 65 and over	3	9	0	12
Total	256	1033	1	1290

Age and gender profile of use of force subjects in the period

