



Heddlu Gogledd Cymru (HGC) Defnyddio Grym Rhwng 01/04/2021 a 30/06/2021

North Wales Police (NWP) Use of Force between 01/04/2021 and 30/06/2021

Mae'r Swyddfa Gartref yn ei gwneud yn ofynnol i Heddluoedd ledled y wlad gyhoeddi manylion y nifer o weithiau y mae swyddogion wedi defnyddio grym yn ystod eu dyletswyddau.

Nod y gofyniad yw cynyddu tryloywder a rhoi mwy o sicrwydd i'r cyhoedd bod grym, pan gaiff ei ddefnyddio, yn gymesur, yn gyfreithlon, yn atebol ac yn angenrheidiol o dan yr amgylchiadau.

Police Forces across the country are required by the Home Office to issue details of the number of times officers have used force in the course of their duties.

The requirement is aimed at increasing transparency and providing greater reassurance to the public that force, when used is proportionate, lawful, accountable and necessary in the circumstances.

Cynnwys/Contents	Rhif tudalen/ Page number
HGC Defnyddio Grym	2
NWP Use of Force	3
Ffactorau Effaith	4
Impact factors and tactics	5
Math o Unigolyn	6
Subject Profile	7



Heddlu Gogledd Cymru (HGC) Defnyddio Grym Rhwng 01/04/2021 a 30/06/2021

Diweddarwyd y Ddogfen Ddiwethaf: 20/12/2021 11:44

Mae'r Swyddfa Gartref yn ei gwneud yn ofynnol i Heddluoedd ledled y wlad gyhoeddi manylion y nifer o weithiau y mae swyddogion wedi defnyddio grym yn ystod eu dyletswyddau.

Nod y gofyniad yw cynyddu tryloywder a rhoi mwy o sicrwydd i'r cyhoedd bod grym, pan gaiff ei ddefnyddio, yn gymesur, yn gyfreithlon, yn atebol ac yn angenrheidiol o dan yr amgylchiadau.

Cyfanswm yr Achosion o Rym a ddefnyddiwyd gan swyddogion HGC yn y cyfnod:

672

Pryd? – Dyddiau'r wythnos ac amseroedd mae swyddogion wedi defnyddio dros y cyfnod.

	00:00 to 00:59	01:00 to 01:59	02:00 to 02:59	03:00 to 03:59	04:00 to 04:59	05:00 to 05:59	06:00 to 06:59	07:00 to 07:59	08:00 to 08:59	09:00 to 09:59	10:00 to 10:59	11:00 to 11:59	12:00 to 12:59	13:00 to 13:59	14:00 to 14:59	15:00 to 15:59	16:00 to 16:59	17:00 to 17:59	18:00 to 18:59	19:00 to 19:59	20:00 to 20:59	21:00 to 21:59	22:00 to 22:59	23:00 to 23:59
Llun	7	7	5	1	0	0	4	0	1	0	1	1	0	0	0	1	1	4	2	2	3	5	2	10
Maw	13	6	3	4	1	0	1	1	0	1	2	3	0	1	3	1	2	3	5	5	10	6	4	3
Mer	2	1	7	0	0	1	0	0	3	1	4	3	3	8	3	4	5	9	8	10	3	6	12	4
Iau	3	10	5	0	0	0	0	0	7	2	5	0	0	3	3	3	0	6	2	5	4	4	9	13
Gwe	18	2	0	0	9	1	0	0	1	1	1	2	0	4	4	8	2	4	1	5	8	8	5	11
Sad	19	14	4	6	1	1	0	1	2	1	6	0	5	6	4	0	3	3	0	5	9	19	19	12
Sul	17	10	10	11	2	0	5	1	0	0	2	0	0	4	0	5	2	3	4	0	15	12	6	12

Ble? - Lleoliadau nodweddiadol lle mae grym wedi'i ddefnyddio yn ystod y cyfnod.

Awdurdod Lleol	Defnydd Grym	% o'r cyfanswm
WRECSAM	157	23.36%
CONWY	152	22.62%
SIR DDINBYCH	126	18.75%
SIR Y FFLINT	118	17.56%
GWYNEDD	67	9.97%
YNYS MÔN	52	7.74%
Total	672	

10 Ward Uchaf	Defnydd Grym
Gorllewin y Rhyl	52
Glyn	30
Offa	20
Brynyffynnon	18
Grosvenor	17
Tudno	17
Tywyn	16
Abergele Pensarn	15
Prestatyn North	14
Shotton Higher	13

Lleoliadau nodweddiadol	Defnydd Grym
Stryd/Priffordd	254
Yn nalfa, gorsaf, neu gerbyd HGCE	206
Annedd	138
Lleoliad Anhysbys	2



North Wales Police (NWP) Use of Force between 01/04/2021 and 30/06/2021

Document Last Updated: 20/12/2021 11:44

Police Forces across the country are required by the Home Office to issue details of the number of times officers have used force in the course of their duties.

The requirement is aimed at increasing transparency and providing greater reassurance to the public that force, when used is proportionate, lawful, accountable and necessary in the circumstances.

Total Instances of Force being used by NWP officers in the period:

672

When? - Likely weekdays and times officers have used force for the period.

	00:00 to 00:59	01:00 to 01:59	02:00 to 02:59	03:00 to 03:59	04:00 to 04:59	05:00 to 05:59	06:00 to 06:59	07:00 to 07:59	08:00 to 08:59	09:00 to 09:59	10:00 to 10:59	11:00 to 11:59	12:00 to 12:59	13:00 to 13:59	14:00 to 14:59	15:00 to 15:59	16:00 to 16:59	17:00 to 17:59	18:00 to 18:59	19:00 to 19:59	20:00 to 20:59	21:00 to 21:59	22:00 to 22:59	23:00 to 23:59
Mon	7	7	5	1	0	0	4	0	1	0	1	1	0	0	0	1	1	4	2	2	3	5	2	10
Tue	13	6	3	4	1	0	1	1	0	1	2	3	0	1	3	1	2	3	5	5	10	6	4	3
Wed	2	1	7	0	0	1	0	0	3	1	4	3	3	8	3	4	5	9	8	10	3	6	12	4
Thu	3	10	5	0	0	0	0	0	7	2	5	0	0	3	3	3	0	6	2	5	4	4	9	13
Fri	18	2	0	0	9	1	0	0	1	1	1	2	0	4	4	8	2	4	1	5	8	8	5	11
Sat	19	14	4	6	1	1	0	1	2	1	6	0	5	6	4	0	3	3	0	5	9	19	19	12
Sun	17	10	10	11	2	0	5	1	0	0	2	0	0	4	0	5	2	3	4	0	15	12	6	12

Where? - Typical locations where force has been used during the period.

Local Authority	Use of force	% of total
WREXHAM	157	23.36%
CONWY	152	22.62%
DENBIGHSHIRE	126	18.75%
FLINTSHIRE	118	17.56%
GWYNEDD	67	9.97%
ANGLESEY	52	7.74%
Total	672	

Top 10 Wards	Use of force
Rhyl West	52
Glyn	30
Offa	20
Brynyffynnon	18
Grosvenor	17
Tudno	17
Towyn	16
Abergele Pensarn	15
Prestatyn North	14
Shotton Higher	13

Typical specified locations	Use of Force
Street/Highway	254
In a NWP custody suite, station or vehicle	206
Dwelling	138
Unknown Location	2

Ffactorau Effaith

Ffactorau Effaith	Cyfanswm	% o bob defnydd o rym
Alcohol yn gysylltiedig	321	47.8%
Cyffuriau	152	22.6%
Ymddygiad treisgar neu iaith ddifriol	222	33.0%

Tacteg a ddefnyddir

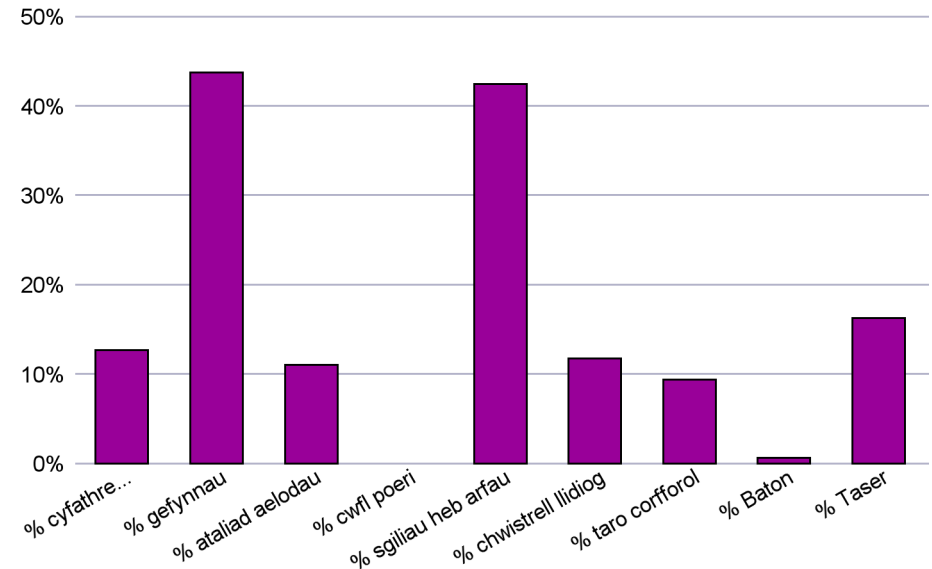
Tacteg a ddefnyddir	Cyfanswm	% o bob defnydd o rym
Cyfathrebu tactegol (gorchmynion llafar)	85	12.6%
Atal	536	79.8%
- Gefynnau	294	43.8%
- Atal braich neu goes	74	11.0%
- Cwfl Poeri		-
Sgiliau heb arfau	285	42.4%
Chwistrell llidiog	79	11.8%
Taro Corfforol	63	9.4%
Baton	4	0.6%
Taser	109	16.2%

Sut y defnyddiwyd y chwistrell llidiog

Sut y defnyddiwyd y chwistrell	Cyfanswm
Lleolwyd	70
Cyflwynwyd yn unig	3
Amhenodol	6
Cyfanswm	79

Gall un digwyddiad fod â ffactorau effaith lluosog, ymddygiadau a thactegau a ddefnyddir gan swyddogion.

Tacteg a ddefnyddir



Sut y defnyddiwyd y Taser?

Dull defnyddio'r Taser	Cyfanswm
Wedi'l anelu	11
Yn crymu	3
Wedi'l dynnu	27
Wedi'l saethu	7
Dot Coch	61
Cyfanswm	109

Impact Factors

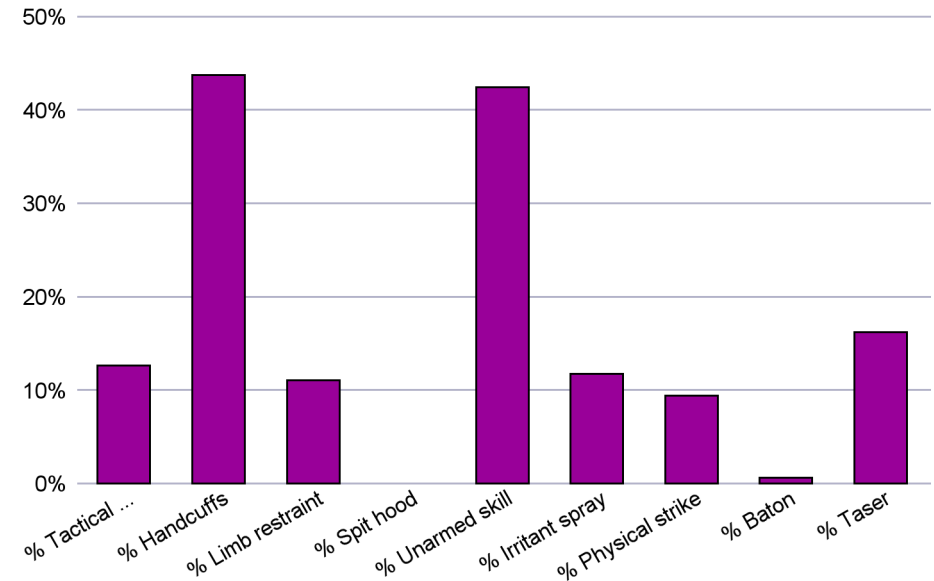
Impact factor	Total	% of all use of force
Alcohol related	321	47.8%
Drugs	152	22.6%
Violent behaviour or abusive language	222	33.0%

Tactic used

Tactic used by officer	Total	% of all use of force
Tactical communications (verbal commands)	85	12.6%
Restraint	536	79.8%
- Handcuffs	294	43.8%
- Limb restraint	74	11.0%
- Spit hood		-
Unarmed skills	285	42.4%
Irritant spray	79	11.8%
Physical Strike	63	9.4%
Baton	4	0.6%
Taser	109	16.2%

A single occurrence can have multiple impact factors, behaviours, and tactics used by officers.

Common tactics used during use of force occurrences



How was irritant spray used?

How was spray used	Total
Deployed	70
Presentation only	3
Unspecified	6
Total	79

How was Taser used?

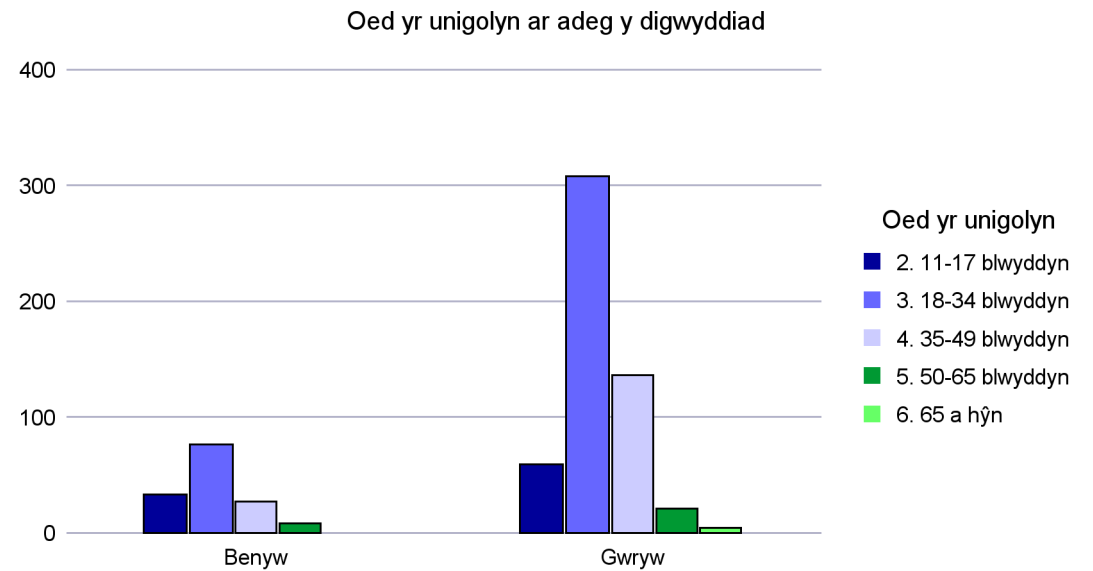
Taser method	Total
Aimed	11
Arcing	3
Drawn	27
Fired	7
Red dot	61
Total	109

Math o Unigolyn

Ymddygiad yr unigolyn	Cyfanswm
Gwrthwynebiad gweithredol	253
Gwrthwynebiad treisgar	244
Cydweithredol	56
Gwrthwynebiad llafar/ystumiau â llaw	34
Gwrthwynebu'n dawel	46
Gwrthwynebiad difrifol/treisgar	39
Total	672

Cyflwr yr unigolyn	Cyfanswm
Cyflwr meddygol neu feddylio yr unigolyn	161
Anaf l'r unigolyn	36
Unigolyn angen triniaeth	7

Oed yr unigolyn ar adeg y digwyddiad	Benyw	Gwryw	Cyfanswm
2. 11-17 blwyddyn	33	59	92
3. 18-34 blwyddyn	76	308	384
4. 35-49 blwyddyn	27	136	163
5. 50-65 blwyddyn	8	21	29
6. 65 a hŷn	0	4	4
Cyfanswm	144	528	672



Subject Type

Subject behaviour	Use of force
Active resistance	253
Aggressive resistance	244
Compliant	56
Hist - Verbal resistance/gestures	34
Passive resistance	46
Serious/aggravated resistance	39
Total	672

Subject condition	Total
Subject medical or mental condition	161
Subject injured	36
Subject required treatment	7

Subject age at time of occurrence	Female	Male	Total
2. 11-17 years	33	59	92
3. 18-34 years	76	308	384
4. 35-49 years	27	136	163
5. 50-65 years	8	21	29
6. 65 and over	0	4	4
Total	144	528	672

Age and gender profile of use of force subjects in the period

