



## Heddlu Gogledd Cymru (HGC) Defnyddio Grym Rhwng 01/01/2021 a 31/03/2021

### North Wales Police (NWP) Use of Force between 01/01/2021 and 31/03/2021

Mae'r Swyddfa Gartref yn ei gwneud yn ofynnol i Heddluoedd ledled y wlad gyhoeddi manylion y nifer o weithiau y mae swyddogion wedi defnyddio grym yn ystod eu dyletswyddau.

Nod y gofyniad yw cynyddu tryloywder a rhoi mwy o sicrwydd i'r cyhoedd bod grym, pan gaiff ei ddefnyddio, yn gymesur, yn gyfreithlon, yn atebol ac yn angenrheidiol o dan yr amgylchiadau.

Police Forces across the country are required by the Home Office to issue details of the number of times officers have used force in the course of their duties.

The requirement is aimed at increasing transparency and providing greater reassurance to the public that force, when used is proportionate, lawful, accountable and necessary in the circumstances.

Cynnwys/Contents	Rhif tudalen/ Page number
HGC Defnyddio Grym	2
NWP Use of Force	3
Ffactorau Effaith	4
Impact factors and tactics	5
Math o Unigolyn	6
Subject Profile	7



# Heddlu Gogledd Cymru (HGC) Defnyddio Grym Rhwng 01/01/2021 a 31/03/2021

Diweddarwyd y Ddogfen Ddiwethaf: 20/12/2021 11:43

Mae'r Swyddfa Gartref yn ei gwneud yn ofynnol i Heddluoedd ledled y wlad gyhoeddi manylion y nifer o weithiau y mae swyddogion wedi defnyddio grym yn ystod eu dyletswyddau.

Nod y gofyniad yw cynyddu tryloywder a rhoi mwy o sicrwydd i'r cyhoedd bod grym, pan gaiff ei ddefnyddio, yn gymesur, yn gyfreithlon, yn atebol ac yn angenrheidiol o dan yr amgylchiadau.

Cyfanswm yr Achosion o Rym a ddefnyddiwyd gan swyddogion HGC yn y cyfnod:

**488**

## Pryd? – Dyddiau'r wythnos ac amseroedd mae swyddogion wedi defnyddio dros y cyfnod.

	00:00 to 00:59	01:00 to 01:59	02:00 to 02:59	03:00 to 03:59	04:00 to 04:59	05:00 to 05:59	06:00 to 06:59	07:00 to 07:59	08:00 to 08:59	09:00 to 09:59	10:00 to 10:59	11:00 to 11:59	12:00 to 12:59	13:00 to 13:59	14:00 to 14:59	15:00 to 15:59	16:00 to 16:59	17:00 to 17:59	18:00 to 18:59	19:00 to 19:59	20:00 to 20:59	21:00 to 21:59	22:00 to 22:59	23:00 to 23:59
Llun	2	1	1	2	1	0	0	0	1	4	1	0	3	2	0	2	2	5	3	4	3	0	2	0
Maw	8	2	1	1	0	0	0	1	3	2	6	1	1	8	10	3	1	4	4	6	1	1	0	4
Mer	4	0	9	3	1	0	2	1	0	2	5	1	1	1	5	5	6	7	3	6	4	2	0	0
Iau	13	2	2	1	0	0	1	0	0	2	2	4	3	6	0	4	1	0	0	3	0	2	12	7
Gwe	12	8	1	0	2	5	2	3	0	1	1	5	4	1	5	2	3	4	7	2	5	2	10	5
Sad	25	12	4	1	0	0	0	0	8	3	1	0	1	3	1	6	0	2	3	4	10	3	9	6
Sul	4	5	1	3	2	0	1	0	5	0	0	0	1	3	0	1	6	6	4	2	3	5	1	3

## Ble? - Lleoliadau nodweddiadol lle mae grym wedi'i ddefnyddio yn ystod y cyfnod.

Awdurdod Lleol	Defnydd Grym	% o'r cyfanswm
SIR Y FFLINT	103	21.11%
CONWY	102	20.90%
WRECSAM	100	20.49%
SIR DDINBYCH	95	19.47%
GWYNEDD	60	12.30%
YNYS MÔN	28	5.74%
<b>Total</b>	<b>488</b>	

10 Ward Uchaf	Defnydd Grym
Prestatyn North	21
Rhyl South West	21
Brynyffynnon	18
Glyn	15
Mold West	15
Gorllewin y Rhyl	14
Hermitage	13
Mostyn	13
Pentir	11
Kinmel Bay	10
Rhiw	10

Lleoliadau nodweddiadol	Defnydd Grym
Stryd/Priffordd	157
Yn nalfa, gorsaf, neu gerbyd HGCE	146
Annedd	139
Lleoliad Anhysbys	2

10 Ward Uchaf	Defnydd Grym
Rhyl East	10



# North Wales Police (NWP) Use of Force between 01/01/2021 and 31/03/2021

Document Last Updated: 20/12/2021 11:43

Police Forces across the country are required by the Home Office to issue details of the number of times officers have used force in the course of their duties.

The requirement is aimed at increasing transparency and providing greater reassurance to the public that force, when used is proportionate, lawful, accountable and necessary in the circumstances.

Total Instances of Force being used by NWP officers in the period:

**488**

## When? - Likely weekdays and times officers have used force for the period.

	00:00 to 00:59	01:00 to 01:59	02:00 to 02:59	03:00 to 03:59	04:00 to 04:59	05:00 to 05:59	06:00 to 06:59	07:00 to 07:59	08:00 to 08:59	09:00 to 09:59	10:00 to 10:59	11:00 to 11:59	12:00 to 12:59	13:00 to 13:59	14:00 to 14:59	15:00 to 15:59	16:00 to 16:59	17:00 to 17:59	18:00 to 18:59	19:00 to 19:59	20:00 to 20:59	21:00 to 21:59	22:00 to 22:59	23:00 to 23:59
Mon	2	1	1	2	1	0	0	0	1	4	1	0	3	2	0	2	2	5	3	4	3	0	2	0
Tue	8	2	1	1	0	0	0	1	3	2	6	1	1	8	10	3	1	4	4	6	1	1	0	4
Wed	4	0	9	3	1	0	2	1	0	2	5	1	1	1	5	5	6	7	3	6	4	2	0	0
Thu	13	2	2	1	0	0	1	0	0	2	2	4	3	6	0	4	1	0	0	3	0	2	12	7
Fri	12	8	1	0	2	5	2	3	0	1	1	5	4	1	5	2	3	4	7	2	5	2	10	5
Sat	25	12	4	1	0	0	0	0	8	3	1	0	1	3	1	6	0	2	3	4	10	3	9	6
Sun	4	5	1	3	2	0	1	0	5	0	0	0	1	3	0	1	6	6	4	2	3	5	1	3

## Where? - Typical locations where force has been used during the period.

Local Authority	Use of force	% of total
FLINTSHIRE	103	21.11%
CONWY	102	20.90%
WREXHAM	100	20.49%
DENBIGHSHIRE	95	19.47%
GWYNEDD	60	12.30%
ANGLESEY	28	5.74%
<b>Total</b>	<b>488</b>	

Top 10 Wards	Use of force
Prestatyn North	21
Rhyl South West	21
Brynyffynnon	18
Glyn	15
Mold West	15
Rhyl West	14
Hermitage	13
Mostyn	13
Pentir	11
Kinmel Bay	10
Rhiw	10

Typical specified locations	Use of Force
Street/Highway	157
In a NWP custody suite, station or vehicle	146
Dwelling	139
Unknown Location	2

Top 10 Wards	Use of force
Rhyl East	10

## Ffactorau Effaith

Ffactorau Effaith	Cyfanswm	% o bob defnydd o rym
Alcohol yn gysylltiedig	211	43.2%
Cyffuriau	115	23.6%
Ymddygiad treisgar neu iaith ddifriol	134	27.5%

## Tacteg a ddefnyddir

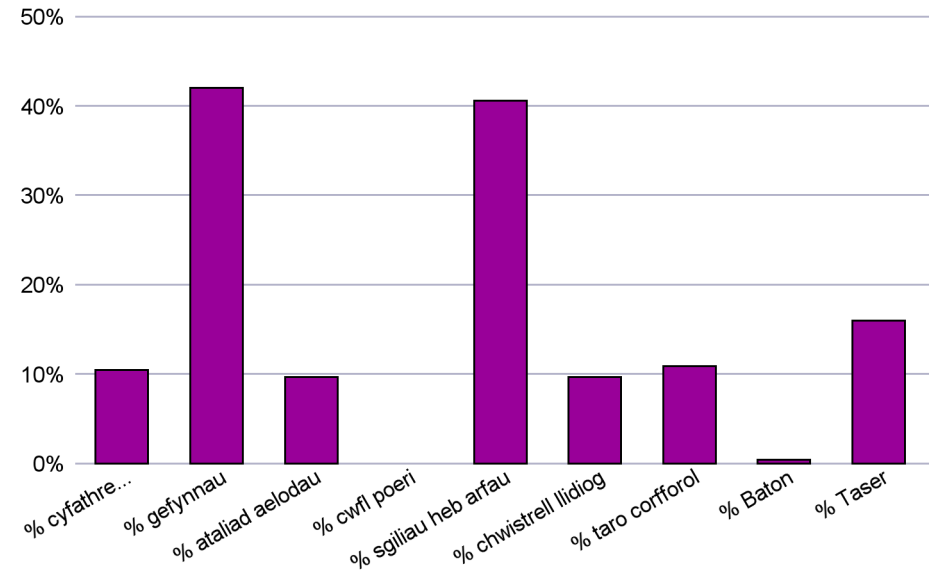
Tacteg a ddefnyddir	Cyfanswm	% o bob defnydd o rym
Cyfathrebu tactegol (gorchmynion llafar)	51	10.5%
Atal	385	78.9%
- Gefynnau	205	42.0%
- Atal braich neu goes	47	9.6%
- Cwfl Poeri		-
Sgiliau heb arfau	198	40.6%
Chwistrell llidiog	47	9.6%
Taro Corfforol	53	10.9%
Baton	2	0.4%
Taser	78	16.0%

## Sut y defnyddiwyd y chwistrell llidiog

Sut y defnyddiwyd y chwistrell	Cyfanswm
Lleolwyd	41
Cyflwynwyd yn unig	1
Amhenodol	5
Cyfanswm	<b>47</b>

Gall un digwyddiad fod â ffactorau effaith lluosog, ymddygiadau a thactegau a ddefnyddir gan swyddogion.

## Tacteg a ddefnyddir



## Sut y defnyddiwyd y Taser?

Dull defnyddio'r Taser	Cyfanswm
Wedi'l anelu	7
Yn crymu	2
Wedi'l dynnu	21
Wedi'l saethu	4
Dot Coch	42
Amhenodol	2
Cyfanswm	<b>78</b>

**Impact Factors**

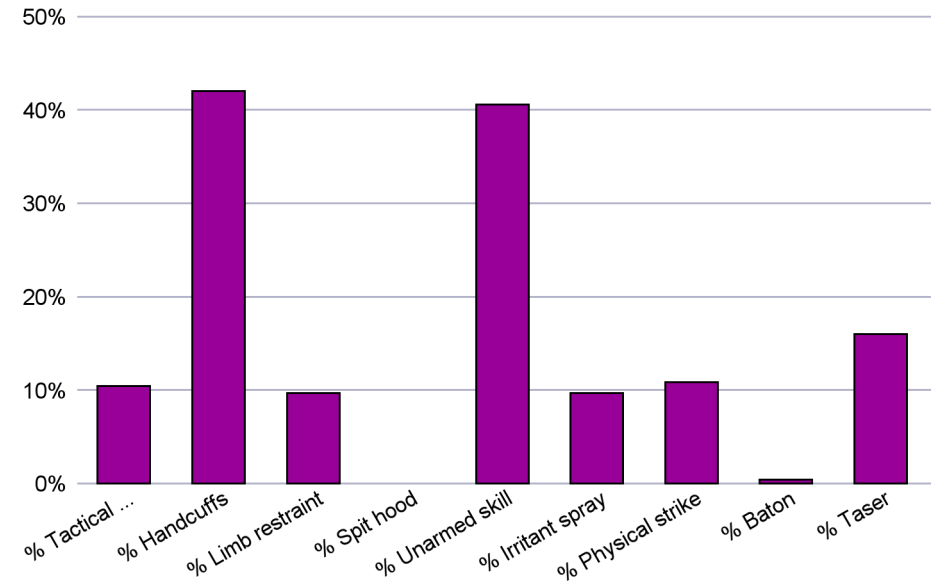
Impact factor	Total	% of all use of force
Alcohol related	211	43.2%
Drugs	115	23.6%
Violent behaviour or abusive language	134	27.5%

**Tactic used**

Tactic used by officer	Total	% of all use of force
Tactical communications (verbal commands)	51	10.5%
Restraint	385	78.9%
- Handcuffs	205	42.0%
- Limb restraint	47	9.6%
- Spit hood		-
Unarmed skills	198	40.6%
Irritant spray	47	9.6%
Physical Strike	53	10.9%
Baton	2	0.4%
Taser	78	16.0%

A single occurrence can have multiple impact factors, behaviours, and tactics used by officers.

Common tactics used during use of force occurrences



**How was irritant spray used?**

How was spray used	Total
Deployed	41
Presentation only	1
Unspecified	5
<b>Total</b>	<b>47</b>

**How was Taser used?**

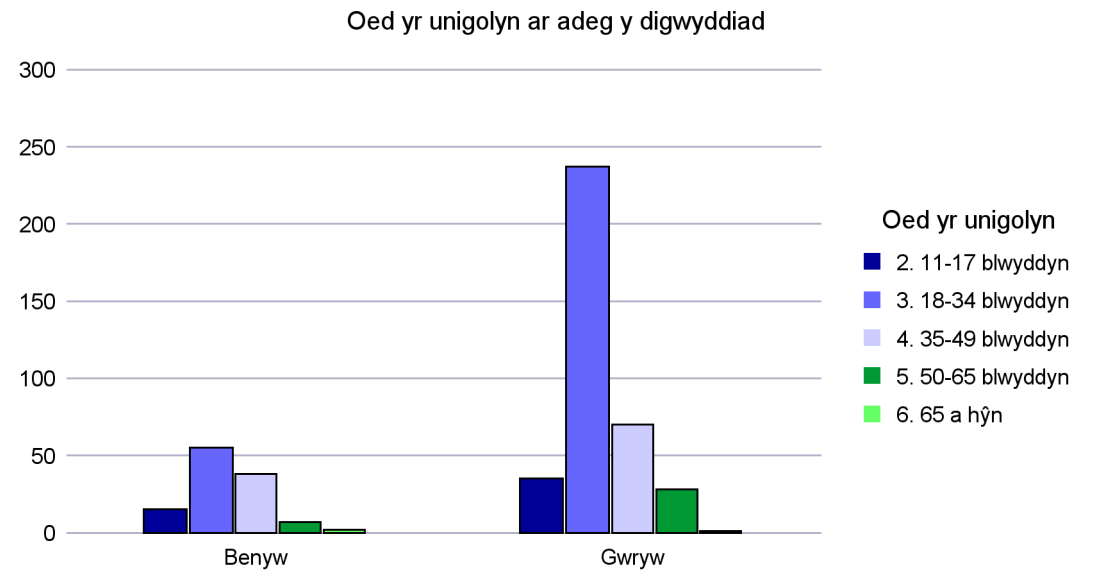
Taser method	Total
Aimed	7
Arcing	2
Drawn	21
Fired	4
Red dot	42
Unspecified	2
<b>Total</b>	<b>78</b>

## Math o Unigolyn

Ymddygiad yr unigolyn	Cyfanswm
Gwrthwynebiad gweithredol	176
Gwrthwynebiad treisgar	166
Cydweithredol	49
Gwrthwynebiad llafar/ystumiau â llaw	28
Gwrthwynebu'n dawel	39
Gwrthwynebiad difrifol/treisgar	30
<b>Total</b>	<b>488</b>

Cyflwr yr unigolyn	Cyfanswm
Cyflwr meddygol neu feddylio yr unigolyn	128
Anaf l'r unigolyn	37
Unigolyn angen triniaeth	5

Oed yr unigolyn ar adeg y digwyddiad	Benyw	Gwryw	Cyfanswm
2. 11-17 blwyddyn	15	35	<b>50</b>
3. 18-34 blwyddyn	55	237	<b>292</b>
4. 35-49 blwyddyn	38	70	<b>108</b>
5. 50-65 blwyddyn	7	28	<b>35</b>
6. 65 a hŷn	2	1	<b>3</b>
<b>Cyfanswm</b>	<b>117</b>	<b>371</b>	<b>488</b>





# North Wales Police (NWP) Use of Force between 01/01/2021 and 31/03/2021

Document Last Updated: 20/12/2021 11:43

## Subject Type

Subject behaviour	Use of force
Active resistance	176
Aggressive resistance	166
Compliant	49
Hist - Verbal resistance/gestures	28
Passive resistance	39
Serious/aggravated resistance	30
<b>Total</b>	<b>488</b>

Subject condition	Total
Subject medical or mental condition	128
Subject injured	37
Subject required treatment	5

Subject age at time of occurrence	Female	Male	Total
2. 11-17 years	15	35	50
3. 18-34 years	55	237	292
4. 35-49 years	38	70	108
5. 50-65 years	7	28	35
6. 65 and over	2	1	3
<b>Total</b>	<b>117</b>	<b>371</b>	<b>488</b>

Age and gender profile of use of force subjects in the period

