



Heddlu Gogledd Cymru (HGC) Defnyddio Grym Rhwng 01/04/2020 a 30/06/2020

North Wales Police (NWP) Use of Force between 01/04/2020 and 30/06/2020

Mae'r Swyddfa Gartref yn ei gwneud yn ofynnol i Heddluoedd ledled y wlad gyhoeddi manylion y nifer o weithiau y mae swyddogion wedi defnyddio grym yn ystod eu dyletswyddau.

Nod y gofyniad yw cynyddu tryloywder a rhoi mwy o sicrwydd i'r cyhoedd bod grym, pan gaiff ei ddefnyddio, yn gymesur, yn gyfreithlon, yn atebol ac yn angenrheidiol o dan yr amgylchiadau.

Police Forces across the country are required by the Home Office to issue details of the number of times officers have used force in the course of their duties.

The requirement is aimed at increasing transparency and providing greater reassurance to the public that force, when used is proportionate, lawful, accountable and necessary in the circumstances.

Cynnwys/Contents	Rhif tudalen/ Page number
HGC Defnyddio Grym	2
NWP Use of Force	3
Ffactorau Effaith	4
Impact factors and tactics	5
Math o Unigolyn	6
Subject Profile	7



Heddlu Gogledd Cymru (HGC) Defnyddio Grym Rhwng 01/04/2020 a 30/06/2020

Diweddarwyd y Ddogfen Ddiwethaf: 20/12/2021 11:38

Mae'r Swyddfa Gartref yn ei gwneud yn ofynnol i Heddluoedd ledled y wlad gyhoeddi manylion y nifer o weithiau y mae swyddogion wedi defnyddio grym yn ystod eu dyletswyddau.

Nod y gofyniad yw cynyddu tryloywder a rhoi mwy o sicrwydd i'r cyhoedd bod grym, pan gaiff ei ddefnyddio, yn gymesur, yn gyfreithlon, yn atebol ac yn angenrheidiol o dan yr amgylchiadau.

Cyfanswm yr Achosion o Rym a ddefnyddiwyd gan swyddogion HGC yn y cyfnod:

532

Pryd? – Dyddiau'r wythnos ac amseroedd mae swyddogion wedi defnyddio dros y cyfnod.

	00:00 to 00:59	01:00 to 01:59	02:00 to 02:59	03:00 to 03:59	04:00 to 04:59	05:00 to 05:59	06:00 to 06:59	07:00 to 07:59	08:00 to 08:59	09:00 to 09:59	10:00 to 10:59	11:00 to 11:59	12:00 to 12:59	13:00 to 13:59	14:00 to 14:59	15:00 to 15:59	16:00 to 16:59	17:00 to 17:59	18:00 to 18:59	19:00 to 19:59	20:00 to 20:59	21:00 to 21:59	22:00 to 22:59	23:00 to 23:59
Llun	6	1	0	1	1	1	2	1	0	1	4	1	0	1	3	5	2	5	5	3	6	9	6	0
Maw	5	11	1	0	1	0	2	1	2	3	0	3	2	0	3	6	3	1	0	13	5	0	7	2
Mer	8	0	3	5	0	0	0	0	0	3	0	3	0	3	3	6	2	3	6	4	4	3	6	2
Iau	9	4	2	0	0	0	0	1	3	0	1	5	0	0	0	2	2	5	7	5	9	13	2	6
Gwe	4	5	2	6	1	0	0	1	2	1	3	0	1	4	1	4	2	10	11	8	6	7	11	2
Sad	6	1	1	1	4	3	3	0	0	1	0	2	2	6	2	5	3	1	2	4	7	9	3	7
Sul	29	6	2	1	3	2	0	0	2	6	0	5	3	2	1	6	1	0	1	3	4	9	3	3

Ble? - Lleoliadau nodweddiadol lle mae grym wedi'i ddefnyddio yn ystod y cyfnod.

Awdurdod Lleol	Defnydd Grym	% o'r cyfanswm
WRECSAM	118	22.18%
CONWY	116	21.80%
SIR Y FFLINT	111	20.86%
SIR DDINBYCH	73	13.72%
GWYNEDD	72	13.53%
YNYS MÔN	42	7.89%
Total	532	

10 Ward Uchaf	Defnydd Grym
Brynyffynnon	21
Glyn	19
Gorllewin y Rhyl	17
Gogarth	16
Mostyn	13
Holywell West	12
Mold West	11
Prestatyn East	10
Queensway	10
Eirias	9
Smithfield	9

Lleoliadau nodweddiadol	Defnydd Grym
Stryd/Priffordd	107
Yn nalfa, gorsaf, neu gerbyd HGCE	105
Annedd	70
Lleoliad Anhysbys	212



North Wales Police (NWP) Use of Force between 01/04/2020 and 30/06/2020

Document Last Updated: 20/12/2021 11:38

Police Forces across the country are required by the Home Office to issue details of the number of times officers have used force in the course of their duties.

The requirement is aimed at increasing transparency and providing greater reassurance to the public that force, when used is proportionate, lawful, accountable and necessary in the circumstances.

Total Instances of Force being used by NWP officers in the period:

532

When? - Likely weekdays and times officers have used force for the period.

	00:00 to 00:59	01:00 to 01:59	02:00 to 02:59	03:00 to 03:59	04:00 to 04:59	05:00 to 05:59	06:00 to 06:59	07:00 to 07:59	08:00 to 08:59	09:00 to 09:59	10:00 to 10:59	11:00 to 11:59	12:00 to 12:59	13:00 to 13:59	14:00 to 14:59	15:00 to 15:59	16:00 to 16:59	17:00 to 17:59	18:00 to 18:59	19:00 to 19:59	20:00 to 20:59	21:00 to 21:59	22:00 to 22:59	23:00 to 23:59
Mon	6	1	0	1	1	1	2	1	0	1	4	1	0	1	3	5	2	5	5	3	6	9	6	0
Tue	5	11	1	0	1	0	2	1	2	3	0	3	2	0	3	6	3	1	0	13	5	0	7	2
Wed	8	0	3	5	0	0	0	0	0	3	0	3	0	3	3	6	2	3	6	4	4	3	6	2
Thu	9	4	2	0	0	0	0	1	3	0	1	5	0	0	0	2	2	5	7	5	9	13	2	6
Fri	4	5	2	6	1	0	0	1	2	1	3	0	1	4	1	4	2	10	11	8	6	7	11	2
Sat	6	1	1	1	4	3	3	0	0	1	0	2	2	6	2	5	3	1	2	4	7	9	3	7
Sun	29	6	2	1	3	2	0	0	2	6	0	5	3	2	1	6	1	0	1	3	4	9	3	3

Where? - Typical locations where force has been used during the period.

Local Authority	Use of force	% of total
WREXHAM	118	22.18%
CONWY	116	21.80%
FLINTSHIRE	111	20.86%
DENBIGHSHIRE	73	13.72%
GWYNEDD	72	13.53%
ANGLESEY	42	7.89%
Total	532	

Top 10 Wards	Use of force
Brynyffynnon	21
Glyn	19
Rhyl West	17
Gogarth	16
Mostyn	13
Holywell West	12
Mold West	11
Prestatyn East	10
Queensway	10
Eirias	9
Smithfield	9

Typical specified locations	Use of Force
Street/Highway	107
In a NWP custody suite, station or vehicle	105
Dwelling	70
Unknown Location	212

Ffactorau Effaith

Ffactorau Effaith	Cyfanswm	% o bob defnydd o rym
Alcohol yn gysylltiedig	262	49.2%
Cyffuriau	135	25.4%
Ymddygiad treisgar neu iaith ddifriol	137	25.8%

Tacteg a ddefnyddir

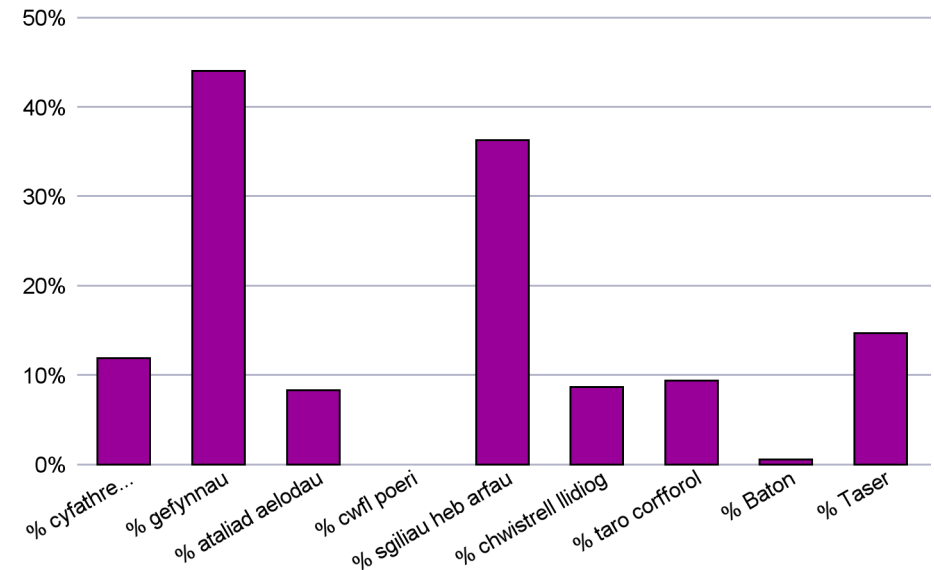
Tacteg a ddefnyddir	Cyfanswm	% o bob defnydd o rym
Cyfathrebu tactegol (gorchmynion llafar)	63	11.8%
Atal	444	83.5%
- Gefynnau	234	44.0%
- Atal braich neu goes	44	8.3%
- Cwfl Poeri		-
Sgiliau heb arfau	193	36.3%
Chwistrell llidiog	46	8.6%
Taro Corfforol	50	9.4%
Baton	3	0.6%
Taser	78	14.7%

Sut y defnyddiwyd y chwistrell llidiog

Sut y defnyddiwyd y chwistrell	Cyfanswm
Lleolwyd	40
Cyflwynwyd yn unig	1
Amhenodol	5
Cyfanswm	46

Gall un digwyddiad fod â ffactorau effaith lluosog, ymddygiadau a thactegau a ddefnyddir gan swyddogion.

Tacteg a ddefnyddir



Sut y defnyddiwyd y Taser?

Dull defnyddio'r Taser	Cyfanswm
Wedi'l anelu	7
Wedi'l dynnu	18
Wedi'l saethu	3
Dot Coch	44
Amhenodol	6
Cyfanswm	78

Impact Factors

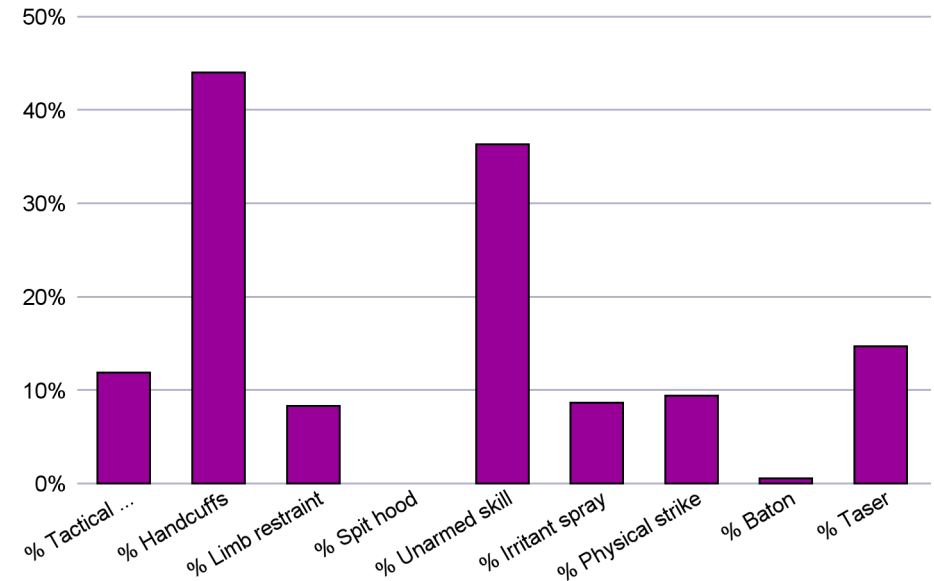
Impact factor	Total	% of all use of force
Alcohol related	262	49.2%
Drugs	135	25.4%
Violent behaviour or abusive language	137	25.8%

Tactic used

Tactic used by officer	Total	% of all use of force
Tactical communications (verbal commands)	63	11.8%
Restraint	444	83.5%
- Handcuffs	234	44.0%
- Limb restraint	44	8.3%
- Spit hood		-
Unarmed skills	193	36.3%
Irritant spray	46	8.6%
Physical Strike	50	9.4%
Baton	3	0.6%
Taser	78	14.7%

A single occurrence can have multiple impact factors, behaviours, and tactics used by officers.

Common tactics used during use of force occurrences



How was irritant spray used?

How was spray used	Total
Deployed	40
Presentation only	1
Unspecified	5
Total	46

How was Taser used?

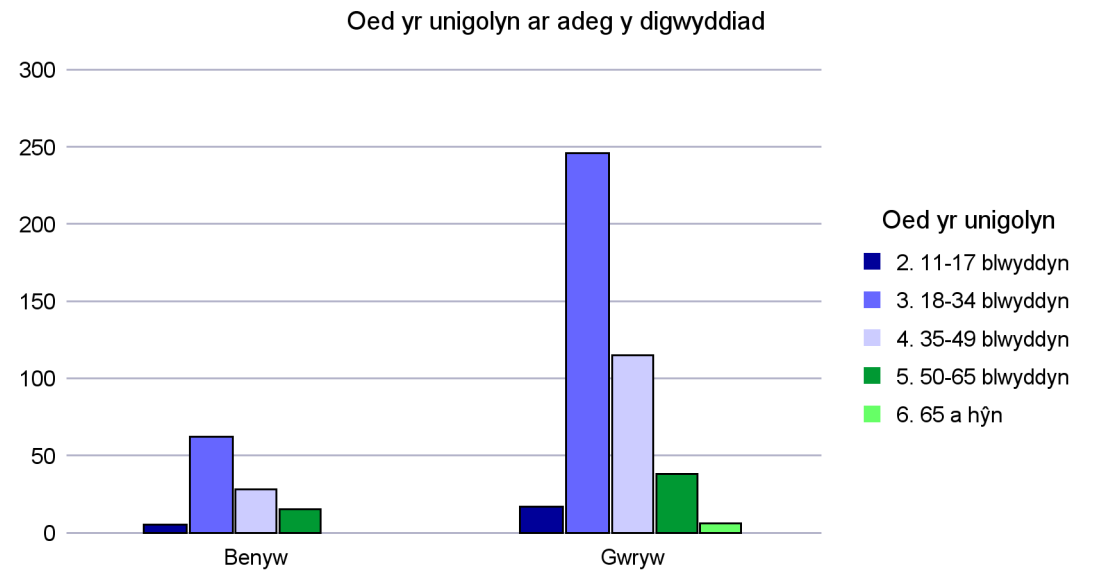
Taser method	Total
Aimed	7
Drawn	18
Fired	3
Red dot	44
Unspecified	6
Total	78

Math o Unigolyn

Ymddygiad yr unigolyn	Cyfanswm
Gwrthwynebiad gweithredol	160
Gwrthwynebiad treisgar	182
Cydweithredol	62
Gwrthwynebiad llafar/ystumiau â llaw	42
Gwrthwynebu'n dawel	57
Gwrthwynebiad difrifol/treisgar	29
Total	532

Cyflwr yr unigolyn	Cyfanswm
Cyflwr meddygol neu feddylio yr unigolyn	111
Anaf l'r unigolyn	26
Unigolyn angen triniaeth	5

Oed yr unigolyn ar adeg y digwyddiad	Benyw	Gwryw	Cyfanswm
2. 11-17 blwyddyn	5	17	22
3. 18-34 blwyddyn	62	246	308
4. 35-49 blwyddyn	28	115	143
5. 50-65 blwyddyn	15	38	53
6. 65 a hŷn	0	6	6
Cyfanswm	110	422	532



Subject Type

Subject behaviour	Use of force
Active resistance	160
Aggressive resistance	182
Compliant	62
Hist - Verbal resistance/gestures	42
Passive resistance	57
Serious/aggravated resistance	29
Total	532

Subject condition	Total
Subject medical or mental condition	111
Subject injured	26
Subject required treatment	5

Subject age at time of occurrence	Female	Male	Total
2. 11-17 years	5	17	22
3. 18-34 years	62	246	308
4. 35-49 years	28	115	143
5. 50-65 years	15	38	53
6. 65 and over	0	6	6
Total	110	422	532

Age and gender profile of use of force subjects in the period

