



Heddlu Gogledd Cymru (HGC) Defnyddio Grym Rhwng 01/01/2020 a 31/03/2020

North Wales Police (NWP) Use of Force between 01/01/2020 and 31/03/2020

Mae'r Swyddfa Gartref yn ei gwneud yn ofynnol i Heddluoedd ledled y wlad gyhoeddi manylion y nifer o weithiau y mae swyddogion wedi defnyddio grym yn ystod eu dyletswyddau.

Nod y gofyniad yw cynyddu tryloywder a rhoi mwy o sicrwydd i'r cyhoedd bod grym, pan gaiff ei ddefnyddio, yn gymesur, yn gyfreithlon, yn atebol ac yn angenrheidiol o dan yr amgylchiadau.

Police Forces across the country are required by the Home Office to issue details of the number of times officers have used force in the course of their duties.

The requirement is aimed at increasing transparency and providing greater reassurance to the public that force, when used is proportionate, lawful, accountable and necessary in the circumstances.

Cynnwys/Contents	Rhif tudalen/ Page number
HGC Defnyddio Grym	2
NWP Use of Force	3
Ffactorau Effaith	4
Impact factors and tactics	5
Math o Unigolyn	6
Subject Profile	7



Heddlu Gogledd Cymru (HGC) Defnyddio Grym Rhwng 01/01/2020 a 31/03/2020

Diweddarwyd y Ddogfen Ddiwethaf: 20/12/2021 11:37

Mae'r Swyddfa Gartref yn ei gwneud yn ofynnol i Heddluoedd ledled y wlad gyhoeddi manylion y nifer o weithiau y mae swyddogion wedi defnyddio grym yn ystod eu dyletswyddau.

Nod y gofyniad yw cynyddu tryloywder a rhoi mwy o sicrwydd i'r cyhoedd bod grym, pan gaiff ei ddefnyddio, yn gymesur, yn gyfreithlon, yn atebol ac yn angenrheidiol o dan yr amgylchiadau.

Cyfanswm yr Achosion o Rym a ddefnyddiwyd gan swyddogion HGC yn y cyfnod:

432

Pryd? – Dyddiau'r wythnos ac amseroedd mae swyddogion wedi defnyddio dros y cyfnod.

	00:00 to 00:59	01:00 to 01:59	02:00 to 02:59	03:00 to 03:59	04:00 to 04:59	05:00 to 05:59	07:00 to 07:59	08:00 to 08:59	09:00 to 09:59	10:00 to 10:59	11:00 to 11:59	12:00 to 12:59	13:00 to 13:59	14:00 to 14:59	15:00 to 15:59	16:00 to 16:59	17:00 to 17:59	18:00 to 18:59	19:00 to 19:59	20:00 to 20:59	21:00 to 21:59	22:00 to 22:59	23:00 to 23:59
Llun	7	3	3	4	0	1	1	2	2	3	2	1	0	2	3	0	7	2	0	1	2	4	1
Maw	7	1	1	0	2	0	0	0	6	0	1	0	6	1	10	1	4	2	2	2	2	0	8
Mer	3	5	3	0	3	0	1	5	0	0	0	3	3	1	5	1	0	2	4	6	3	1	6
Iau	10	2	2	1	0	0	1	0	2	1	1	6	3	0	2	2	3	1	1	0	1	5	4
Gwe	8	2	3	1	1	1	0	0	2	0	3	0	1	3	1	1	14	2	5	12	4	6	11
Sad	15	9	11	2	2	0	0	0	0	2	1	1	0	3	2	2	4	3	1	3	11	15	3
Sul	7	5	1	6	0	1	4	0	0	1	2	3	0	0	2	2	1	1	4	3	1	6	1

Ble? - Lleoliadau nodweddiadol lle mae grym wedi'i ddefnyddio yn ystod y cyfnod.

Awdurdod Lleol	Defnydd Grym	% o'r cyfanswm
CONWY	95	21.99%
WRECSAM	86	19.91%
SIR DDINBYCH	77	17.82%
GWYNEDD	70	16.20%
YNYS MÔN	57	13.19%
SIR Y FFLINT	47	10.88%
Total	432	

10 Ward Uchaf	Defnydd Grym
Gorllewin y Rhyl	33
Grosvenor	16
Pentre Mawr	15
Queensway	11
Deiniol	10
Mostyn	10
Tudno	10
Pant-yr-Afon/Penmaenan	9
Porthyfelin	9
Brynyffynnon	8
Connah's Quay Golftyn	8

Lleoliadau nodweddiadol	Defnydd Grym
Stryd/Priffordd	105
Yn nalfa, gorsaf, neu gerbyd HGCE	97
Annedd	76
Lleoliad Anhysbys	128

10 Ward Uchaf	Defnydd Grym
Morawelon	8
Prestatyn East	8
Prestatyn North	8
Smithfield	8



North Wales Police (NWP) Use of Force between 01/01/2020 and 31/03/2020

Document Last Updated: 20/12/2021 11:37

Police Forces across the country are required by the Home Office to issue details of the number of times officers have used force in the course of their duties.

The requirement is aimed at increasing transparency and providing greater reassurance to the public that force, when used is proportionate, lawful, accountable and necessary in the circumstances.

Total Instances of Force being used by NWP officers in the period:

432

When? - Likely weekdays and times officers have used force for the period.

	00:00 to 00:59	01:00 to 01:59	02:00 to 02:59	03:00 to 03:59	04:00 to 04:59	05:00 to 05:59	07:00 to 07:59	08:00 to 08:59	09:00 to 09:59	10:00 to 10:59	11:00 to 11:59	12:00 to 12:59	13:00 to 13:59	14:00 to 14:59	15:00 to 15:59	16:00 to 16:59	17:00 to 17:59	18:00 to 18:59	19:00 to 19:59	20:00 to 20:59	21:00 to 21:59	22:00 to 22:59	23:00 to 23:59
Mon	7	3	3	4	0	1	1	2	2	3	2	1	0	2	3	0	7	2	0	1	2	4	1
Tue	7	1	1	0	2	0	0	0	6	0	1	0	6	1	10	1	4	2	2	2	2	0	8
Wed	3	5	3	0	3	0	1	5	0	0	0	3	3	1	5	1	0	2	4	6	3	1	6
Thu	10	2	2	1	0	0	1	0	2	1	1	6	3	0	2	2	3	1	1	0	1	5	4
Fri	8	2	3	1	1	1	0	0	2	0	3	0	1	3	1	1	14	2	5	12	4	6	11
Sat	15	9	11	2	2	0	0	0	0	2	1	1	0	3	2	2	4	3	1	3	11	15	3
Sun	7	5	1	6	0	1	4	0	0	1	2	3	0	0	2	2	1	1	4	3	1	6	1

Where? - Typical locations where force has been used during the period.

Local Authority	Use of force	% of total
CONWY	95	21.99%
WREXHAM	86	19.91%
DENBIGHSHIRE	77	17.82%
GWYNEDD	70	16.20%
ANGLESEY	57	13.19%
FLINTSHIRE	47	10.88%
Total	432	

Top 10 Wards	Use of force
Rhyl West	33
Grosvenor	16
Pentre Mawr	15
Queensway	11
Deiniol	10
Mostyn	10
Tudno	10
Pant-yr-Afon/Penmaenan	9
Porthyfelin	9
Brynyffynnon	8
Connah's Quay Golftyn	8

Typical specified locations	Use of Force
Street/Highway	105
In a NWP custody suite, station or vehicle	97
Dwelling	76
Unknown Location	128

Top 10 Wards	Use of force
Morawelon	8
Prestatyn East	8
Prestatyn North	8
Smithfield	8

Ffactorau Effaith

Ffactorau Effaith	Cyfanswm	% o bob defnydd o rym
Alcohol yn gysylltiedig	227	52.5%
Cyffuriau	114	26.4%
Ymddygiad treisgar neu iaith ddifriol	105	24.3%

Tacteg a ddefnyddir

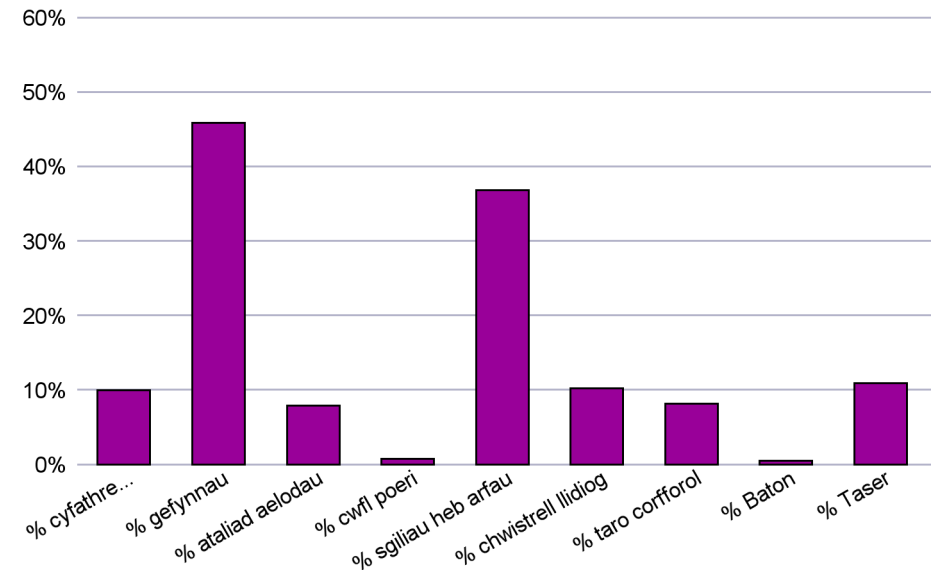
Tacteg a ddefnyddir	Cyfanswm	% o bob defnydd o rym
Cyfathrebu tactegol (gorchmynion llafar)	43	10.0%
Atal	369	85.4%
- Gefynnau	198	45.8%
- Atal braich neu goes	34	7.9%
- Cwfl Poeri	3	0.7%
Sgiliau heb arfau	159	36.8%
Chwistrell llidiog	44	10.2%
Taro Corfforol	35	8.1%
Baton	2	0.5%
Taser	47	10.9%

Sut y defnyddiwyd y chwistrell llidiog

Sut y defnyddiwyd y chwistrell	Cyfanswm
Lleolwyd	35
Cyflwynwyd yn unig	2
Amhenodol	7
Cyfanswm	44

Gall un digwyddiad fod â ffactorau effaith lluosog, ymddygiadau a thactegau a ddefnyddir gan swyddogion.

Tacteg a ddefnyddir



Sut y defnyddiwyd y Taser?

Dull defnyddio'r Taser	Cyfanswm
Wedi'i anelu	5
Wedi'i dynnu	7
Wedi'i saethu	4
Dot Coch	27
Amhenodol	4
Cyfanswm	47

Impact Factors

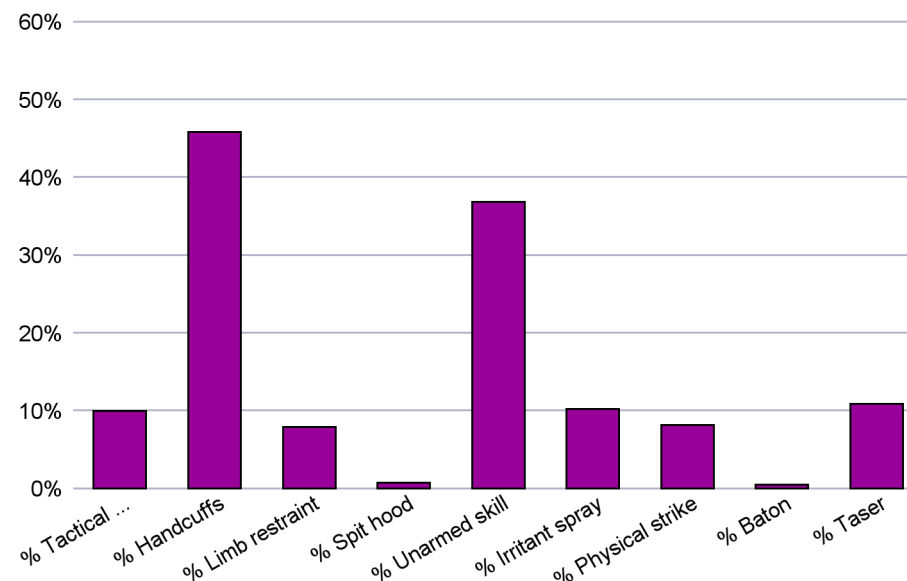
Impact factor	Total	% of all use of force
Alcohol related	227	52.5%
Drugs	114	26.4%
Violent behaviour or abusive language	105	24.3%

Tactic used

Tactic used by officer	Total	% of all use of force
Tactical communications (verbal commands)	43	10.0%
Restraint	369	85.4%
- Handcuffs	198	45.8%
- Limb restraint	34	7.9%
- Spit hood	3	0.7%
Unarmed skills	159	36.8%
Irritant spray	44	10.2%
Physical Strike	35	8.1%
Baton	2	0.5%
Taser	47	10.9%

A single occurrence can have multiple impact factors, behaviours, and tactics used by officers.

Common tactics used during use of force occurrences



How was irritant spray used?

How was spray used	Total
Deployed	35
Presentation only	2
Unspecified	7
Total	44

How was Taser used?

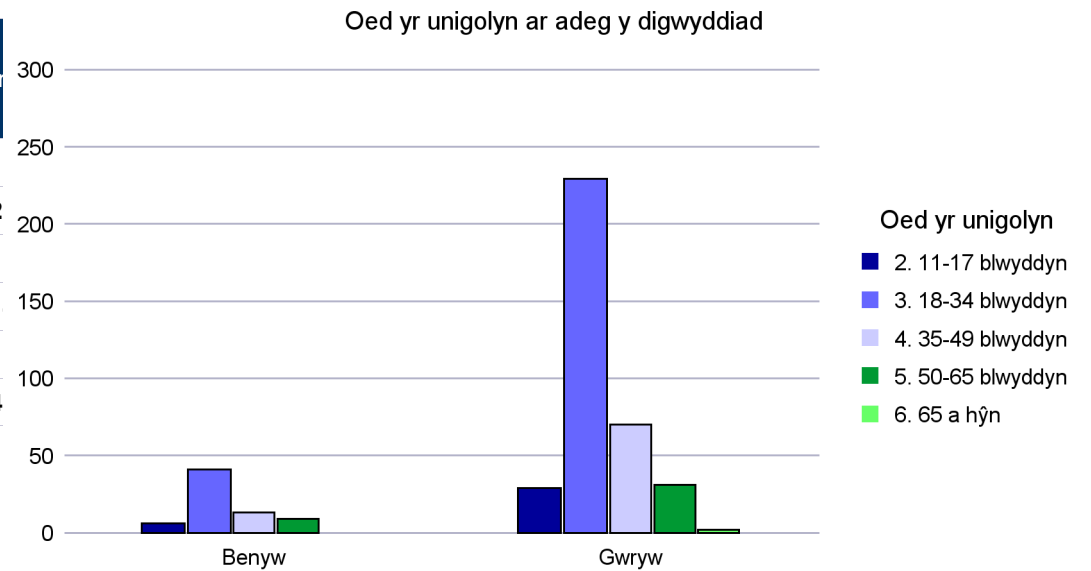
Taser method	Total
Aimed	5
Angle drive stun	1
Drawn	7
Fired	4
Red dot	27
Unspecified	3
Total	47

Math o Unigolyn

Ymddygiad yr unigolyn	Cyfanswm
Gwrthwynebiad gweithredol	123
Gwrthwynebiad treisgar	138
Cydweithredol	71
Gwrthwynebiad llafar/ystumiau â llaw	34
Gwrthwynebu'n dawel	44
Gwrthwynebiad difrifol/treisgar	22
Total	432

Cyflwr yr unigolyn	Cyfanswm
Cyflwr meddygol neu feddylio yr unigolyn	95
Anaf l'r unigolyn	26
Unigolyn angen triniaeth	2

Oed yr unigolyn ar adeg y digwyddiad	Anhysbys	Benyw	Gwryw	Cyfanswm
2. 11-17 blwyddyn	0	6	29	
3. 18-34 blwyddyn	2	41	229	2
4. 35-49 blwyddyn	0	13	70	
5. 50-65 blwyddyn	0	9	31	
6. 65 a hŷn	0	0	2	
Cyfanswm	2	69	361	4



North Wales Police (NWP) Use of Force between 01/01/2020 and 31/03/2020

Document Last Updated: 20/12/2021 11:37

Subject Type

Subject behaviour	Use of force
Active resistance	123
Aggressive resistance	138
Compliant	71
Hist - Verbal resistance/gestures	34
Passive resistance	44
Serious/aggravated resistance	22
Total	432

Subject condition	Total
Subject medical or mental condition	95
Subject injured	26
Subject required treatment	2

Subject age at time of occurrence	Female	Male	Unspecified	Total
2. 11-17 years	6	29	0	35
3. 18-34 years	41	229	2	272
4. 35-49 years	13	70	0	83
5. 50-65 years	9	31	0	40
6. 65 and over	0	2	0	2
Total	69	361	2	432

Age and gender profile of use of force subjects in the period

