



## Heddlu Gogledd Cymru (HGC) Defnyddio Grym Rhwng 01/10/2019 a 31/12/2019

### North Wales Police (NWP) Use of Force between 01/10/2019 and 31/12/2019

Mae'r Swyddfa Gartref yn ei gwneud yn ofynnol i Heddluoedd ledled y wlad gyhoeddi manylion y nifer o weithiau y mae swyddogion wedi defnyddio grym yn ystod eu dyletswyddau.

Nod y gofyniad yw cynyddu tryloywder a rhoi mwy o sicrwydd i'r cyhoedd bod grym, pan gaiff ei ddefnyddio, yn gymesur, yn gyfreithlon, yn atebol ac yn angenrheidiol o dan yr amgylchiadau.

Police Forces across the country are required by the Home Office to issue details of the number of times officers have used force in the course of their duties.

The requirement is aimed at increasing transparency and providing greater reassurance to the public that force, when used is proportionate, lawful, accountable and necessary in the circumstances.

Cynnwys/Contents	Rhif tudalen/ Page number
HGC Defnyddio Grym	2
NWP Use of Force	3
Ffactorau Effaith	4
Impact factors and tactics	5
Math o Unigolyn	6
Subject Profile	7



# Heddlu Gogledd Cymru (HGC) Defnyddio Grym Rhwng 01/10/2019 a 31/12/2019

Diweddarwyd y Ddogfen Ddiwethaf: 20/12/2021 11:36

Mae'r Swyddfa Gartref yn ei gwneud yn ofynnol i Heddluoedd ledled y wlad gyhoeddi manylion y nifer o weithiau y mae swyddogion wedi defnyddio grym yn ystod eu dyletswyddau.

Nod y gofyniad yw cynyddu tryloywder a rhoi mwy o sicrwydd i'r cyhoedd bod grym, pan gaiff ei ddefnyddio, yn gymesur, yn gyfreithlon, yn atebol ac yn angenrheidiol o dan yr amgylchiadau.

Cyfanswm yr Achosion o Rym a ddefnyddiwyd gan swyddogion HGC yn y cyfnod:

**499**

## Pryd? – Dyddiau'r wythnos ac amseroedd mae swyddogion wedi defnyddio dros y cyfnod.

	00:00 to 00:59	01:00 to 01:59	02:00 to 02:59	03:00 to 03:59	04:00 to 04:59	05:00 to 05:59	06:00 to 06:59	07:00 to 07:59	08:00 to 08:59	09:00 to 09:59	10:00 to 10:59	11:00 to 11:59	12:00 to 12:59	13:00 to 13:59	14:00 to 14:59	15:00 to 15:59	16:00 to 16:59	17:00 to 17:59	18:00 to 18:59	19:00 to 19:59	20:00 to 20:59	21:00 to 21:59	22:00 to 22:59	23:00 to 23:59
Llun	8	2	1	0	0	0	0	0	0	1	0	0	1	2	1	1	2	0	0	1	6	4	2	0
Maw	18	1	3	2	0	0	1	1	2	0	1	0	0	0	3	4	7	2	2	7	1	6	9	3
Mer	2	5	6	0	0	0	1	2	0	3	4	1	1	0	5	6	3	0	0	1	0	8	2	3
Iau	4	2	1	1	0	0	0	1	1	0	1	4	2	1	3	4	0	0	1	8	6	4	7	4
Gwe	10	2	1	1	0	0	0	0	1	3	2	6	0	5	2	1	4	2	6	10	9	5	7	10
Sad	20	4	8	5	4	1	4	1	4	1	0	3	4	7	0	6	3	1	3	3	4	10	8	4
Sul	23	22	8	6	2	0	0	1	2	0	0	5	2	0	2	0	0	2	3	3	4	4	2	0

## Ble? - Lleoliadau nodweddiadol lle mae grym wedi'i ddefnyddio yn ystod y cyfnod.

Awdurdod Lleol	Defnydd Grym	% o'r cyfanswm
GWYNEDD	110	22.04%
SIR DDINBYCH	97	19.44%
CONWY	91	18.24%
WRECSAM	85	17.03%
YNYS MÔN	71	14.23%
SIR Y FFLINT	45	9.02%
<b>Total</b>	<b>499</b>	

10 Ward Uchaf	Defnydd Grym
Gorllewin y Rhyll	36
Deiniol	20
Morawelon	18
Glyn	14
Brynyffynnon	13
Cadnant	12
Pwllheli North	10
Seiont	10
Mostyn	9
Prestatyn North	9
Rhyll South West	9

Lleoliadau nodweddiadol	Defnydd Grym
Stryd/Priffordd	147
Yn nalfa, gorsaf, neu gerbyd HGCE	85
Annedd	86
Lleoliad Anhysbys	135



# North Wales Police (NWP) Use of Force between 01/10/2019 and 31/12/2019

Document Last Updated: 20/12/2021 11:36

Police Forces across the country are required by the Home Office to issue details of the number of times officers have used force in the course of their duties.

The requirement is aimed at increasing transparency and providing greater reassurance to the public that force, when used is proportionate, lawful, accountable and necessary in the circumstances.

Total Instances of Force being used by NWP officers in the period:

**499**

## When? - Likely weekdays and times officers have used force for the period.

	00:00 to 00:59	01:00 to 01:59	02:00 to 02:59	03:00 to 03:59	04:00 to 04:59	05:00 to 05:59	06:00 to 06:59	07:00 to 07:59	08:00 to 08:59	09:00 to 09:59	10:00 to 10:59	11:00 to 11:59	12:00 to 12:59	13:00 to 13:59	14:00 to 14:59	15:00 to 15:59	16:00 to 16:59	17:00 to 17:59	18:00 to 18:59	19:00 to 19:59	20:00 to 20:59	21:00 to 21:59	22:00 to 22:59	23:00 to 23:59
Mon	8	2	1	0	0	0	0	0	0	1	0	0	1	2	1	1	2	0	0	1	6	4	2	0
Tue	18	1	3	2	0	0	1	1	2	0	1	0	0	0	3	4	7	2	2	7	1	6	9	3
Wed	2	5	6	0	0	0	1	2	0	3	4	1	1	0	5	6	3	0	0	1	0	8	2	3
Thu	4	2	1	1	0	0	0	1	1	0	1	4	2	1	3	4	0	0	1	8	6	4	7	4
Fri	10	2	1	1	0	0	0	0	1	3	2	6	0	5	2	1	4	2	6	10	9	5	7	10
Sat	20	4	8	5	4	1	4	1	4	1	0	3	4	7	0	6	3	1	3	3	4	10	8	4
Sun	23	22	8	6	2	0	0	1	2	0	0	5	2	0	2	0	0	2	3	3	4	4	2	0

## Where? - Typical locations where force has been used during the period.

Local Authority	Use of force	% of total
GWYNEDD	110	22.04%
DENBIGHSHIRE	97	19.44%
CONWY	91	18.24%
WREXHAM	85	17.03%
ANGLESEY	71	14.23%
FLINTSHIRE	45	9.02%
<b>Total</b>	<b>499</b>	

Top 10 Wards	Use of force
Rhyl West	36
Deiniol	20
Morawelon	18
Glyn	14
Brynyffynnon	13
Cadnant	12
Pwllheli North	10
Seiont	10
Mostyn	9
Prestatyn North	9
Rhyl South West	9

Typical specified locations	Use of Force
Street/Highway	147
In a NWP custody suite, station or vehicle	85
Dwelling	86
Unknown Location	135

## Ffactorau Effaith

Ffactorau Effaith	Cyfanswm	% o bob defnydd o rym
Alcohol yn gysylltiedig	265	53.1%
Cyffuriau	114	22.8%
Ymddygiad treisgar neu iaith ddifriol	127	25.5%

## Tacteg a ddefnyddir

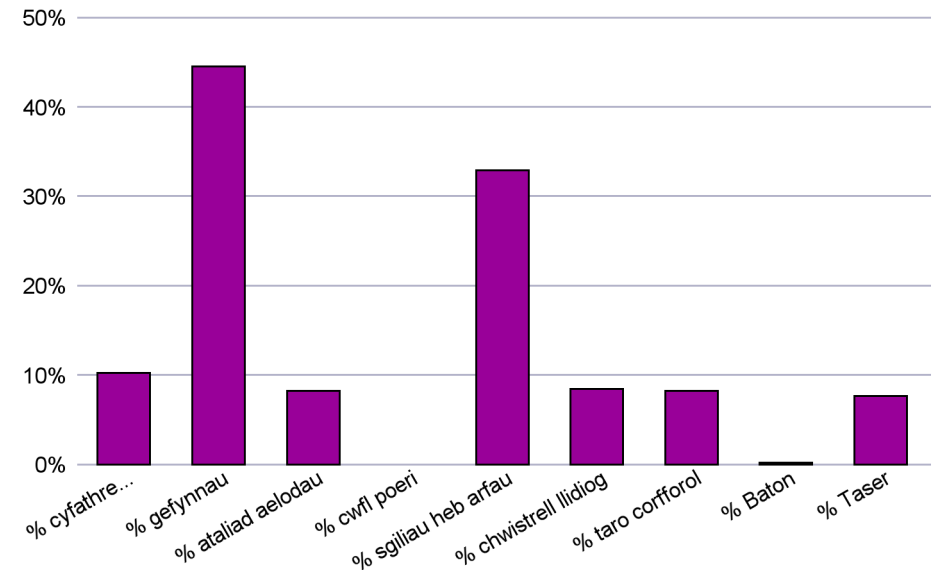
Tacteg a ddefnyddir	Cyfanswm	% o bob defnydd o rym
Cyathrebu tactegol (gorchmynion llafar)	51	10.2%
Atal	441	88.4%
- Gefynnau	222	44.5%
- Atal braich neu goes	41	8.2%
- Cwfl Poeri		-
Sgiliau heb arfau	164	32.9%
Chwistrell llidiog	42	8.4%
Taro Corfforol	41	8.2%
Baton	1	0.2%
Taser	38	7.6%

## Sut y defnyddiwyd y chwistrell llidiog

Sut y defnyddiwyd y chwistrell	Cyfanswm
Lleolwyd	37
Cyflwynwyd yn unig	1
Amhenodol	4
Cyfanswm	<b>42</b>

Gall un digwyddiad fod â ffactorau effaith lluosog, ymddygiadau a thactegau a ddefnyddir gan swyddogion.

## Tacteg a ddefnyddir



## Sut y defnyddiwyd y Taser?

Dull defnyddio'r Taser	Cyfanswm
Wedi'l anelu	4
Wedi'l dynnu	7
Wedi'l saethu	2
Dot Coch	25
Cyfanswm	<b>38</b>

**Impact Factors**

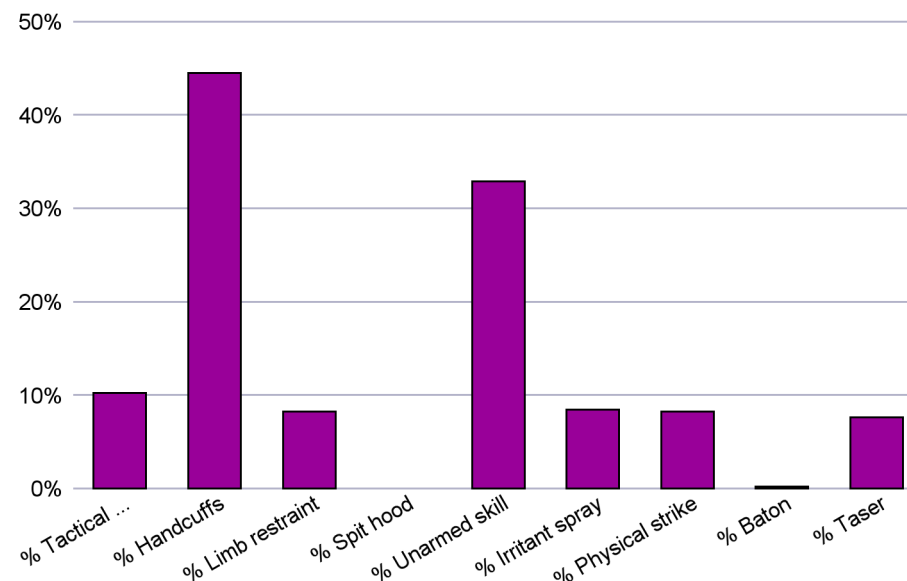
Impact factor	Total	% of all use of force
Alcohol related	265	53.1%
Drugs	114	22.8%
Violent behaviour or abusive language	127	25.5%

**Tactic used**

Tactic used by officer	Total	% of all use of force
Tactical communications (verbal commands)	51	10.2%
Restraint	441	88.4%
- Handcuffs	222	44.5%
- Limb restraint	41	8.2%
- Spit hood		-
Unarmed skills	164	32.9%
Irritant spray	42	8.4%
Physical Strike	41	8.2%
Baton	1	0.2%
Taser	38	7.6%

A single occurrence can have multiple impact factors, behaviours, and tactics used by officers.

Common tactics used during use of force occurrences



**How was irritant spray used?**

How was spray used	Total
Deployed	37
Presentation only	1
Unspecified	4
<b>Total</b>	<b>42</b>

**How was Taser used?**

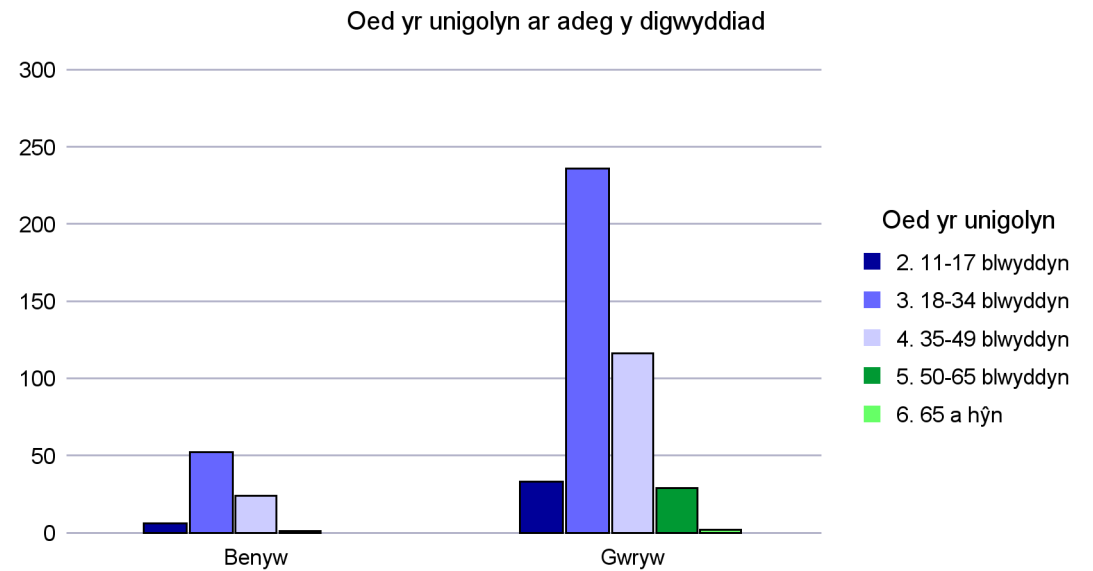
Taser method	Total
Aimed	4
Drawn	7
Fired	2
Red dot	25
<b>Total</b>	<b>38</b>

## Math o Unigolyn

Ymddygiad yr unigolyn	Cyfanswm
Gwrthwynebiad gweithredol	164
Gwrthwynebiad treisgar	144
Cydweithredol	94
Gwrthwynebiad llafar/ystumiau â llaw	49
Gwrthwynebu'n dawel	34
Gwrthwynebiad difrifol/treisgar	14
<b>Total</b>	<b>499</b>

Cyflwr yr unigolyn	Cyfanswm
Cyflwr meddygol neu feddylio yr unigolyn	84
Anaf l'r unigolyn	24
Unigolyn angen triniaeth	1

Oed yr unigolyn ar adeg y digwyddiad	Benyw	Gwryw	Cyfanswm
2. 11-17 blwyddyn	6	33	<b>39</b>
3. 18-34 blwyddyn	52	236	<b>288</b>
4. 35-49 blwyddyn	24	116	<b>140</b>
5. 50-65 blwyddyn	1	29	<b>30</b>
6. 65 a hŷn	0	2	<b>2</b>
<b>Cyfanswm</b>	<b>83</b>	<b>416</b>	<b>499</b>



# North Wales Police (NWP) Use of Force between 01/10/2019 and 31/12/2019

Document Last Updated: 20/12/2021 11:36

## Subject Type

Subject behaviour	Use of force
Active resistance	164
Aggressive resistance	144
Compliant	94
Hist - Verbal resistance/gestures	49
Passive resistance	34
Serious/aggravated resistance	14
<b>Total</b>	<b>499</b>

Subject condition	Total
Subject medical or mental condition	84
Subject injured	24
Subject required treatment	1

Subject age at time of occurrence	Female	Male	Total
2. 11-17 years	6	33	<b>39</b>
3. 18-34 years	52	236	<b>288</b>
4. 35-49 years	24	116	<b>140</b>
5. 50-65 years	1	29	<b>30</b>
6. 65 and over	0	2	<b>2</b>
<b>Total</b>	<b>83</b>	<b>416</b>	<b>499</b>

Age and gender profile of use of force subjects in the period

