



## Heddlu Gogledd Cymru (HGC) Defnyddio Grym Rhwng 01/07/2019 a 30/09/2019

### North Wales Police (NWP) Use of Force between 01/07/2019 and 30/09/2019

Mae'r Swyddfa Gartref yn ei gwneud yn ofynnol i Heddluoedd ledled y wlad gyhoeddi manylion y nifer o weithiau y mae swyddogion wedi defnyddio grym yn ystod eu dyletswyddau.

Nod y gofyniad yw cynyddu tryloywder a rhoi mwy o sicrwydd i'r cyhoedd bod grym, pan gaiff ei ddefnyddio, yn gymesur, yn gyfreithlon, yn atebol ac yn angenrheidiol o dan yr amgylchiadau.

Police Forces across the country are required by the Home Office to issue details of the number of times officers have used force in the course of their duties.

The requirement is aimed at increasing transparency and providing greater reassurance to the public that force, when used is proportionate, lawful, accountable and necessary in the circumstances.

Cynnwys/Contents	Rhif tudalen/ Page number
HGC Defnyddio Grym	2
NWP Use of Force	3
Ffactorau Effaith	4
Impact factors and tactics	5
Math o Unigolyn	6
Subject Profile	7



# Heddlu Gogledd Cymru (HGC) Defnyddio Grym Rhwng 01/07/2019 a 30/09/2019

Diweddarwyd y Ddogfen Ddiwethaf: 20/12/2021 11:35

Mae'r Swyddfa Gartref yn ei gwneud yn ofynnol i Heddluoedd ledled y wlad gyhoeddi manylion y nifer o weithiau y mae swyddogion wedi defnyddio grym yn ystod eu dyletswyddau.

Nod y gofyniad yw cynyddu tryloywder a rhoi mwy o sicrwydd i'r cyhoedd bod grym, pan gaiff ei ddefnyddio, yn gymesur, yn gyfreithlon, yn atebol ac yn angenrheidiol o dan yr amgylchiadau.

Cyfanswm yr Achosion o Rym a ddefnyddiwyd gan swyddogion HGC yn y cyfnod:

**528**

## Pryd? – Dyddiau'r wythnos ac amseroedd mae swyddogion wedi defnyddio dros y cyfnod.

	00:00 to 00:59	01:00 to 01:59	02:00 to 02:59	03:00 to 03:59	04:00 to 04:59	05:00 to 05:59	06:00 to 06:59	07:00 to 07:59	08:00 to 08:59	09:00 to 09:59	10:00 to 10:59	11:00 to 11:59	12:00 to 12:59	13:00 to 13:59	14:00 to 14:59	15:00 to 15:59	16:00 to 16:59	17:00 to 17:59	18:00 to 18:59	19:00 to 19:59	20:00 to 20:59	21:00 to 21:59	22:00 to 22:59	23:00 to 23:59
Llun	8	3	3	2	3	1	0	2	3	0	1	5	1	2	0	3	6	3	0	3	11	6	3	2
Maw	6	5	3	0	6	0	0	4	3	0	2	1	2	3	2	0	2	7	2	4	4	2	7	4
Mer	6	3	6	0	1	0	0	1	1	2	1	1	0	3	3	4	0	1	2	1	4	2	6	1
Iau	13	5	4	2	0	0	2	0	0	5	2	1	3	2	3	4	2	3	4	3	2	1	4	4
Gwe	6	7	2	7	2	0	2	2	1	2	3	6	5	4	2	3	0	3	11	7	0	6	4	12
Sad	10	5	10	6	5	1	2	3	0	0	0	1	2	2	1	3	0	6	3	10	5	6	7	11
Sul	13	2	7	2	5	1	0	2	0	1	2	3	4	1	3	0	1	2	2	1	7	4	6	5

## Ble? - Lleoliadau nodweddiadol lle mae grym wedi'i ddefnyddio yn ystod y cyfnod.

Awdurdod Lleol	Defnydd Grym	% o'r cyfanswm
SIR DDINBYCH	118	22.35%
GWYNEDD	112	21.21%
WRECSAM	93	17.61%
CONWY	92	17.42%
SIR Y FFLINT	70	13.26%
YNYS MÔN	43	8.14%
<b>Total</b>	<b>528</b>	

10 Ward Uchaf	Defnydd Grym
Gorllewin y Rhyll	45
Glyn	14
Tywyn	14
Brynyffynnon	13
Grosvenor	13
Deiniol	12
Rhyll South West	10
Canol Dinbych	9
Holyhead Town	8
Llanystumdwy	8
Prestatyn East	8

Lleoliadau nodweddiadol	Defnydd Grym
Stryd/Priffordd	164
Yn nalfa, gorsaf, neu gerbyd HGCE	83
Annedd	60
Lleoliad Anhysbys	159



# North Wales Police (NWP) Use of Force between 01/07/2019 and 30/09/2019

Document Last Updated: 20/12/2021 11:35

Police Forces across the country are required by the Home Office to issue details of the number of times officers have used force in the course of their duties.

The requirement is aimed at increasing transparency and providing greater reassurance to the public that force, when used is proportionate, lawful, accountable and necessary in the circumstances.

Total Instances of Force being used by NWP officers in the period:

**528**

## When? - Likely weekdays and times officers have used force for the period.

	00:00 to 00:59	01:00 to 01:59	02:00 to 02:59	03:00 to 03:59	04:00 to 04:59	05:00 to 05:59	06:00 to 06:59	07:00 to 07:59	08:00 to 08:59	09:00 to 09:59	10:00 to 10:59	11:00 to 11:59	12:00 to 12:59	13:00 to 13:59	14:00 to 14:59	15:00 to 15:59	16:00 to 16:59	17:00 to 17:59	18:00 to 18:59	19:00 to 19:59	20:00 to 20:59	21:00 to 21:59	22:00 to 22:59	23:00 to 23:59
Mon	8	3	3	2	3	1	0	2	3	0	1	5	1	2	0	3	6	3	0	3	11	6	3	2
Tue	6	5	3	0	6	0	0	4	3	0	2	1	2	3	2	0	2	7	2	4	4	2	7	4
Wed	6	3	6	0	1	0	0	1	1	2	1	1	0	3	3	4	0	1	2	1	4	2	6	1
Thu	13	5	4	2	0	0	2	0	0	5	2	1	3	2	3	4	2	3	4	3	2	1	4	4
Fri	6	7	2	7	2	0	2	2	1	2	3	6	5	4	2	3	0	3	11	7	0	6	4	12
Sat	10	5	10	6	5	1	2	3	0	0	0	1	2	2	1	3	0	6	3	10	5	6	7	11
Sun	13	2	7	2	5	1	0	2	0	1	2	3	4	1	3	0	1	2	2	1	7	4	6	5

## Where? - Typical locations where force has been used during the period.

Local Authority	Use of force	% of total
DENBIGHSHIRE	118	22.35%
GWYNEDD	112	21.21%
WREXHAM	93	17.61%
CONWY	92	17.42%
FLINTSHIRE	70	13.26%
ANGLESEY	43	8.14%
<b>Total</b>	<b>528</b>	

Top 10 Wards	Use of force
Rhyl West	45
Glyn	14
Towyn	14
Brynyffynnon	13
Grosvenor	13
Deiniol	12
Rhyl South West	10
Denbigh Central	9
Holyhead Town	8
Llanystumdwy	8
Prestatyn East	8

Typical specified locations	Use of Force
Street/Highway	164
In a NWP custody suite, station or vehicle	83
Dwelling	60
Unknown Location	159

## Ffactorau Effaith

Ffactorau Effaith	Cyfanswm	% o bob defnydd o rym
Alcohol yn gysylltiedig	243	46.0%
Cyffuriau	120	22.7%
Ymddygiad treisgar neu iaith ddifriol	112	21.2%

## Tacteg a ddefnyddir

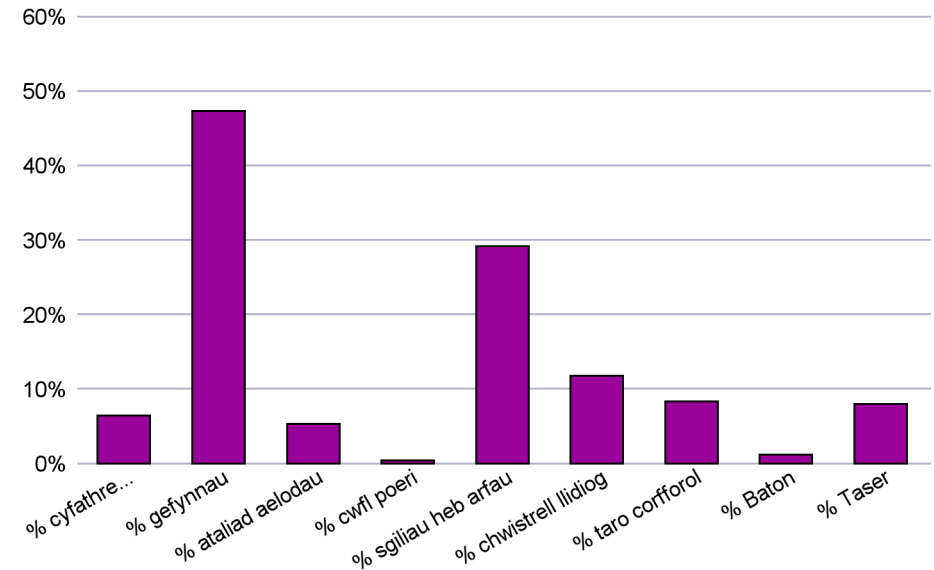
Tacteg a ddefnyddir	Cyfanswm	% o bob defnydd o rym
Cyfathrebu tactegol (gorchmynion llafar)	34	6.4%
Atal	436	82.6%
- Gefynnau	250	47.3%
- Atal braich neu goes	28	5.3%
- Cwfl Poeri	2	0.4%
Sgiliau heb arfau	154	29.2%
Chwistrell llidiog	62	11.7%
Taro Corfforol	44	8.3%
Baton	6	1.1%
Taser	42	8.0%

## Sut y defnyddiwyd y chwistrell llidiog

Sut y defnyddiwyd y chwistrell	Cyfanswm
Lleolwyd	53
Cyflwynwyd yn unig	3
Amhenodol	6
Cyfanswm	<b>62</b>

Gall un digwyddiad fod â ffactorau effaith lluosog, ymddygiadau a thactegau a ddefnyddir gan swyddogion.

## Tacteg a ddefnyddir



## Sut y defnyddiwyd y Taser?

Dull defnyddio'r Taser	Cyfanswm
Wedi'l anelu	4
Wedi'l dynnu	6
Wedi'l saethu	4
Dot Coch	28
Cyfanswm	<b>42</b>

**Impact Factors**

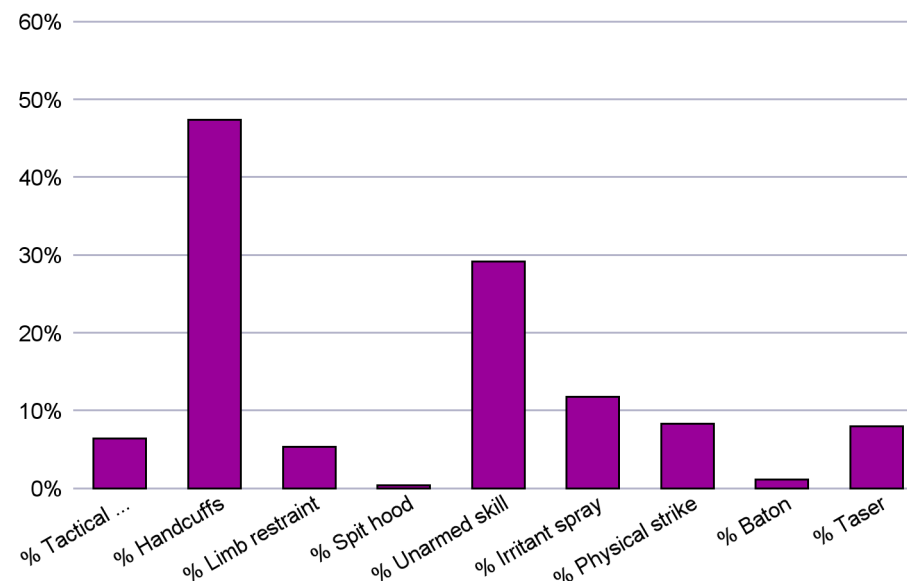
Impact factor	Total	% of all use of force
Alcohol related	243	46.0%
Drugs	120	22.7%
Violent behaviour or abusive language	112	21.2%

**Tactic used**

Tactic used by officer	Total	% of all use of force
Tactical communications (verbal commands)	34	6.4%
Restraint	436	82.6%
- Handcuffs	250	47.3%
- Limb restraint	28	5.3%
- Spit hood	2	0.4%
Unarmed skills	154	29.2%
Irritant spray	62	11.7%
Physical Strike	44	8.3%
Baton	6	1.1%
Taser	42	8.0%

A single occurrence can have multiple impact factors, behaviours, and tactics used by officers.

Common tactics used during use of force occurrences



**How was irritant spray used?**

How was spray used	Total
Deployed	53
Presentation only	3
Unspecified	6
<b>Total</b>	<b>62</b>

**How was Taser used?**

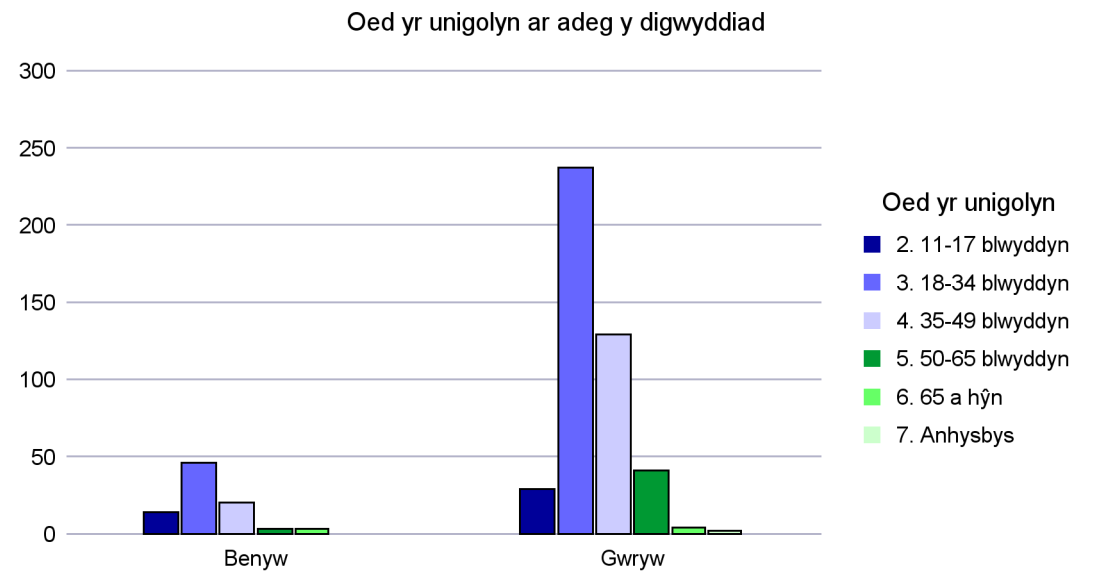
Taser method	Total
Aimed	4
Drawn	6
Fired	4
Red dot	28
<b>Total</b>	<b>42</b>

## Math o Unigolyn

Ymddygiad yr unigolyn	Cyfanswm
Gwrthwynebiad gweithredol	152
Gwrthwynebiad treisgar	159
Cydweithredol	118
Gwrthwynebiad llafar/ystumiau â llaw	36
Gwrthwynebu'n dawel	45
Gwrthwynebiad difrifol/treisgar	18
<b>Total</b>	<b>528</b>

Cyflwr yr unigolyn	Cyfanswm
Cyflwr meddygol neu feddylio yr unigolyn	114
Anaf l'r unigolyn	29
Unigolyn angen triniaeth	5

Oed yr unigolyn ar adeg y digwyddiad	Benyw	Gwryw	Cyfanswm
2. 11-17 blwyddyn	14	29	<b>43</b>
3. 18-34 blwyddyn	46	237	<b>283</b>
4. 35-49 blwyddyn	20	129	<b>149</b>
5. 50-65 blwyddyn	3	41	<b>44</b>
6. 65 a hŷn	3	4	<b>7</b>
7. Anhysbys	0	2	<b>2</b>
<b>Cyfanswm</b>	<b>86</b>	<b>442</b>	<b>528</b>



**Subject Type**

Subject behaviour	Use of force
Active resistance	152
Aggressive resistance	159
Compliant	118
Hist - Verbal resistance/gestures	36
Passive resistance	45
Serious/aggravated resistance	18
<b>Total</b>	<b>528</b>

Subject condition	Total
Subject medical or mental condition	114
Subject injured	29
Subject required treatment	5

Subject age at time of occurrence	Female	Male	Total
2. 11-17 years	14	29	43
3. 18-34 years	46	237	283
4. 35-49 years	20	129	149
5. 50-65 years	3	41	44
6. 65 and over	3	4	7
7. Unknown	0	2	2
<b>Total</b>	<b>86</b>	<b>442</b>	<b>528</b>

Age and gender profile of use of force subjects in the period

